

EXISTING FACTORY WAREHOUSE
 WAREHOUSE RL 54.130

Existing Factory workshop plan
 scale = 1:100

- DOUBLE DELIVERY HYDRANT
- FIRE HOSE REEL 36m
- FIRE HOSE REEL WITH FOAM INDUCTION
- DCP 2A 60B (E) PORTABLE EXTINGUISHER
- CARBON DIOXIDE EXTINGUISHER

GENERAL NOTES
 ALL DIMENSIONS AND FLOOR AREAS ARE TO BE VERIFIED BY BUILDER PRIOR TO THE COMMENCEMENT OF ANY BUILDING WORK.
 ANY DISCREPANCIES ARE TO BE CONFIRMED BY THE DESIGNER.
 LEVELS SHOWN ARE APPROXIMATE UNLESS ACCOMPANIED BY REDUCED LEVELS BY A REGISTERED SURVEYOR.
 FIGURED DIMENSIONS ARE TO BE TAKEN IN PREFERENCE TO SCALING. ALL BOUNDARY CLEARANCES MUST BE VERIFIED BY THE SURVEYOR PRIOR TO THE COMMENCEMENT OF ANY BUILDING WORK.
 WHERE ENGINEERING OR HYDRAULIC DRAWINGS ARE REQUIRED, SUCH MUST TAKE PREFERENCE TO THIS DRAWING.
 STORMWATER TO BE CONNECTED AND DISCHARGED TO COUNCIL'S REQUIREMENTS AND TO AS 3500.3-1990.
 ALL SERVICES TO BE LOCATED AND VERIFIED BY THE BUILDER WITH THE RELEVANT AUTHORITIES PRIOR TO THE COMMENCEMENT OF ANY

| ISSUE | DATE | AMENDMENTS |
|-------|------------|---------------------------|
| D | 07-06-2017 | REVISED FOR DA SUBMISSION |
| C | 18-05-2017 | REVISED FOR DA SUBMISSION |
| B | 09-03-2017 | FOR DA SUBMISSION |
| A | 25-11-2016 | FOR DA SUBMISSION |

CLIENT:
 GRIMA RECYCLING PTY LTD

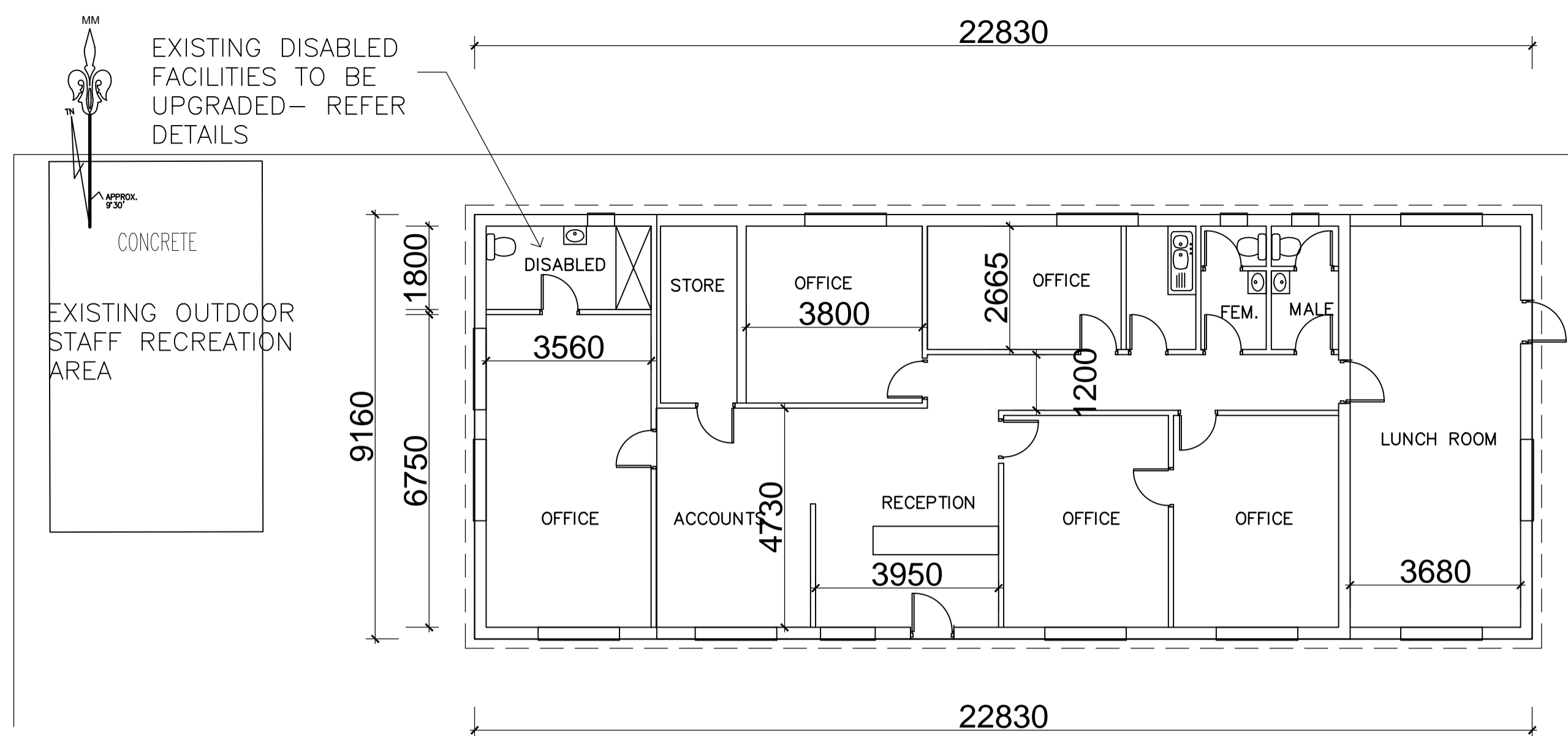
PROJECT:
 PROPOSED INDUSTRIAL DEVELOPMENT
 LOT 3 DP 262054 No 88 REDFERN STREET
 WETHERILL PARK

TITLE:
 GENERAL ARRANGEMENT LAYOUT PLAN

APPROVED:

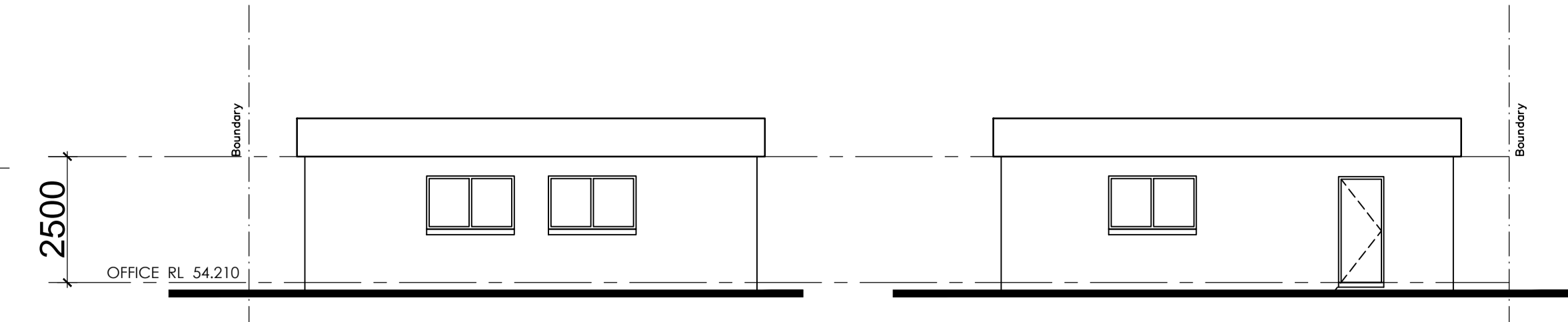
| | | | |
|----------------|---------------|---------------|----------------|
| DATE: 14.12.15 | SCALES: 1:100 | DRG No.: DAO2 | JOB No.: 21610 |
| DESIGN: FD | | | |
| DRAWN: MF | | | |

F FEDELE DESIGN PTY LTD.
 BUILDING CONSULTANTS AND DESIGNERS
 A.B.N. 24 082 499 269
 Suite 25, No. 4 Station Street, Fairfield 2165
 Tel: (02) 9728 3334 Fax: (02) 9728 3044
 EMAIL: feddes@fdpg.com.au



Existing office plan

scale = 1:100

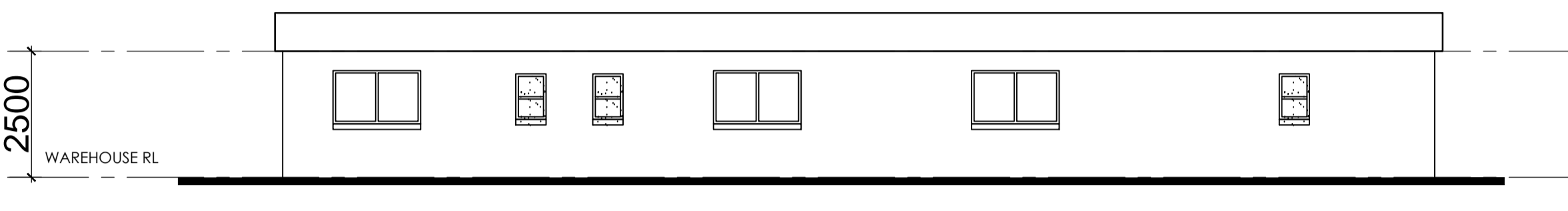


Eastern elevation

scale = 1:100

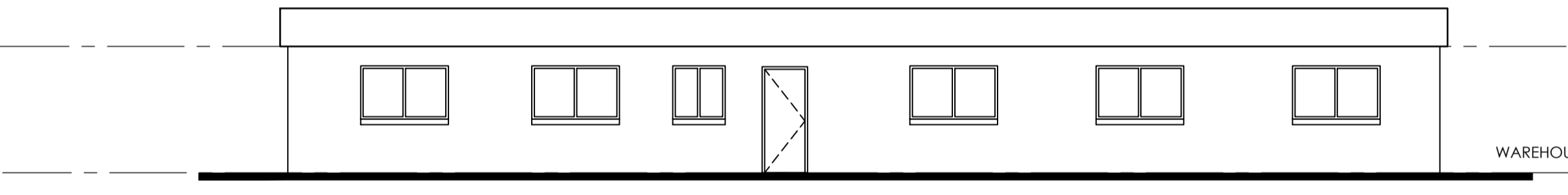
Western elevation

scale = 1:100



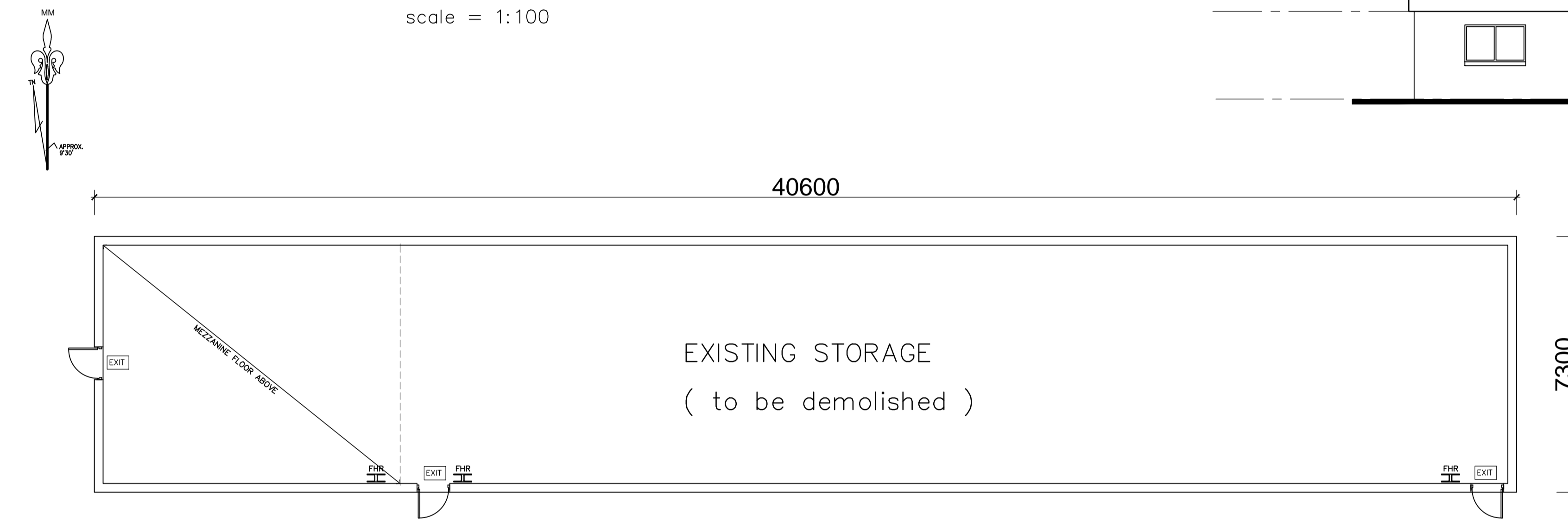
Northern elevation

scale = 1:100




Southern elevation

scale = 1:100



Existing Storage Shed Plan

scale = 1:100




Northern elevation

scale = 1:100

Western elevation

scale = 1:100



Southern elevation

scale = 1:100

Eastern elevation

scale = 1:100

NOTE:
© Copyright. This design and plan is the property of Fedele Design Pty.Ltd. and must not be used, reproduced or copied wholly or in part without written permission from the company.

GENERAL NOTES

- ALL DIMENSIONS AND FLOOR AREAS ARE TO BE VERIFIED BY BUILDER PRIOR TO THE COMMENCEMENT OF ANY BUILDING WORK. ANY DISCREPANCIES ARE TO BE CONFIRMED BY THE DESIGNER.
- LEVELS SHOWN ARE APPROXIMATE UNLESS ACCOMPANIED BY REDUCED LEVELS BY A REGISTERED SURVEYOR.
- FIGURED DIMENSIONS ARE TO BE TAKEN IN PREFERENCE TO SCALING. ALL BOUNDARY CLEARANCES MUST BE VERIFIED BY THE SURVEYOR PRIOR TO THE COMMENCEMENT OF ANY BUILDING WORK.
- WHERE ENGINEERING OR HYDRAULIC DRAWINGS ARE REQUIRED, SUCH MUST TAKE PREFERENCE TO THIS DRAWING.
- STORMWATER TO BE CONNECTED AND DISCHARGED TO COUNCIL'S REQUIREMENTS AND TO AS 3500.3-1990.
- ALL SERVICES TO BE LOCATED AND VERIFIED BY THE BUILDER WITH THE RELEVANT AUTHORITIES PRIOR TO THE COMMENCEMENT OF ANY BUILDING WORKS.

ABBREVIATIONS :

- NTS Not to scale
- UNO Unless noted otherwise
- FCL Finished ceiling level
- FFL Finished floor level
- RL Reduced level
- NGL Natural ground level
- RC Reinforced concrete
- FC Fibrous cement
- DP Downpipe
- Sink Stainless steel sink
- T Toilet
- V Vanity
- B Basin
- FW Floor waste
- HWS Hot water system
- CBD Cupboard
- SD Sliding door
- CSD Cavity sliding door
- ASD Aluminium sliding door
- ASW Aluminium standard window

| ISSUE | DATE | AMENDMENTS |
|-------|------------|---------------------------|
| D | 07-06-2017 | REVISED FOR DA SUBMISSION |
| C | 18-05-2017 | REVISED FOR DA SUBMISSION |
| B | 09-03-2017 | FOR DA SUBMISSION |
| A | 25-11-2016 | FOR DA SUBMISSION |

CLIENT:
GRIMA RECYCLING PTY LTD

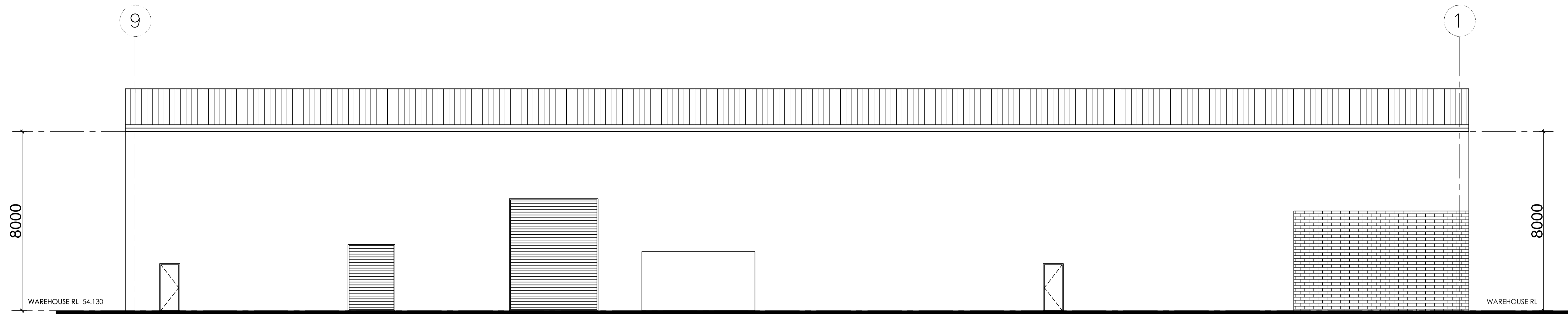
PROJECT:
PROPOSED INDUSTRIAL DEVELOPMENT
LOT 3 DP 262054 No 88 REDFERN STREET
WETHERILL PARK

TITLE:
EXISTING OFFICE LAYOUT PLAN
& ELEVATIONS

| APPROVED: | | | |
|----------------|--------|----------|----------|
| DATE: 14.12.15 | SCALE: | DRG No.: | JOB No.: |
| DESIGN: FD | 1:100 | DA03 | 21610 |
| DRAWN: MF | | | |

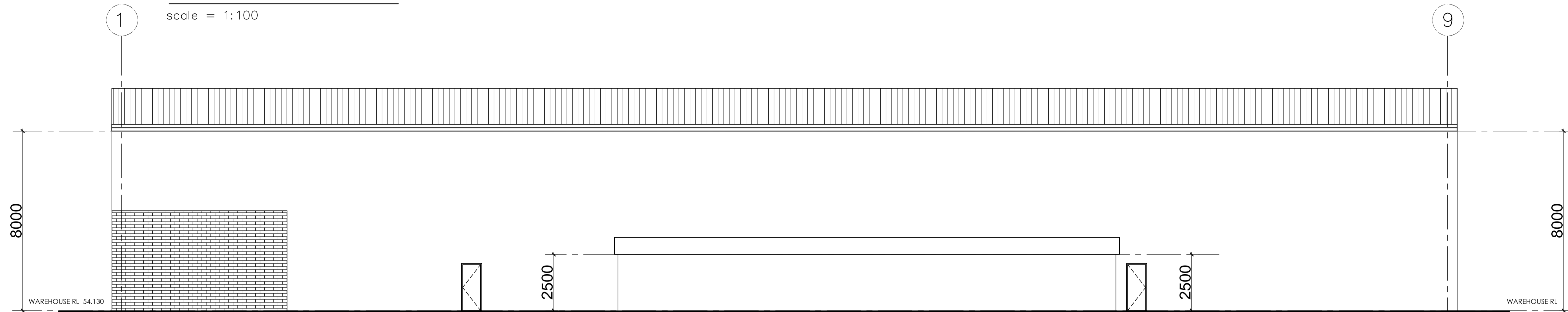
F FEDELE DESIGN PTY LTD.
BUILDING CONSULTANTS AND DESIGNERS
A.B.N. 24 082 499 269
Suite 25, No. 4 Station Street, Fairfield 2165
Tel: (02) 9728 3334 Fax: (02) 9728 3044
EMAIL: feddes@fdg.com.au

NOTE:
 © Copyright. This design and plan is the property of Fedele Design Pty.Ltd.
 and must not be used, reproduced or copied wholly or in part
 without written permission from the company.



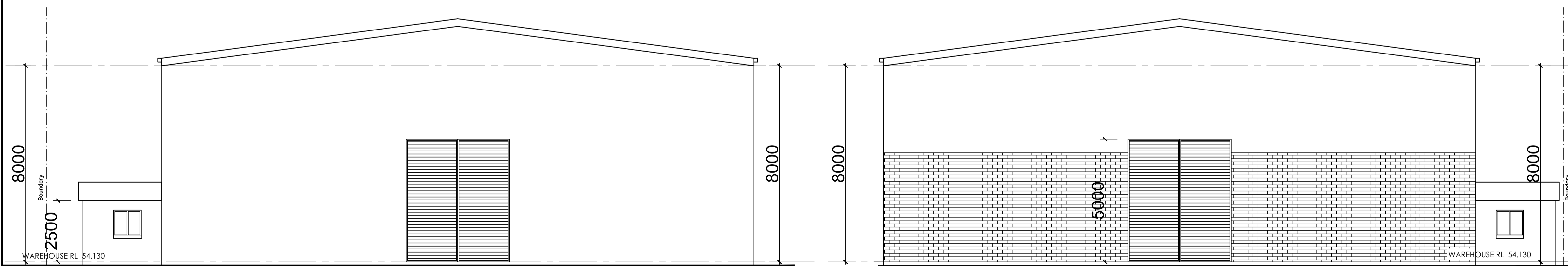
Northern elevation

scale = 1:100



Southern elevation

scale = 1:100



Western elevation

scale = 1:100

Eastern elevation

scale = 1:100

| ISSUE | DATE | AMENDMENTS |
|-------|------------|---------------------------|
| D | 07-06-2017 | REVISED FOR DA SUBMISSION |
| C | 18-05-2017 | REVISED FOR DA SUBMISSION |
| B | 09-03-2017 | FOR DA SUBMISSION |
| A | 25-11-2016 | FOR DA SUBMISSION |

CLIENT:
GRIMA RECYCLING PTY LTD

PROJECT:
PROPOSED INDUSTRIAL DEVELOPMENT
LOT 3 DP 262054 No 88 REDFERN STREET
WETHERILL PARK

TITLE:
EXISTING WAREHOUSE
ELEVATIONS

APPROVED:

| | | | |
|----------------|--------------|---------------|----------------|
| DATE: 14.12.15 | SCALE: 1:100 | DRG No.: DA04 | JOB No.: 21610 |
| DESIGN: FD | | | |
| DRAWN: MF | | | |

FEDELE DESIGN PTY LTD.
 BUILDING CONSULTANTS AND DESIGNERS
 A.B.N. 24 082 499 269
 Suite 25, No. 4 Station Street, Fairfield 2165
 Tel: (02) 9728 3334 Fax: (02) 9728 3044
 EMAIL: feddes@fdpg.com.au

NOTE:
 © Copyright. This design and plan is the property of Fedele Design Pty.Ltd. and must not be used, reproduced or copied wholly or in part without written permission from the company.

Proposed New External Storage Awning

REFER TO DRAWING DA07 FOR DETAILS

NOTE : REFER TO HYDRAULIC ENGINEERS DRAWINGS FOR STORMWATER DRAINAGE

GPT - ROCLA CDS NIPPER OR APPROVED SIMILAR

STORMWATER ISOLATION VALVE - VALVE TO BE CONNECTED TO FIRE INDICATOR/ALARM PANEL. FINAL DETAIL TO BE CONFIRMED AT CC STAGE

concrete kerb wall 1200 high over retaining wall to structural engineers design and details.

precast concrete panel fire blade wall to structural engineers design and details.

115m³ FIRE WATER STORAGE TANK - 4.6(w) x 8.6(l) x 2.91(d) - REFER TO DA4.11 FOR SECTION DETAILS

block retaining walls to structural engineers design and details.

block retaining walls to structural engineers design and details.

NOTE : REFER TO HYDRAULIC ENGINEERS DRAWINGS FOR STORMWATER DRAINAGE

PROPOSED NEW CONCRETE DRIVEWAY

WAREHOUSE RL 54.100

PROPOSED AWNING ADDITION

6000mm WIDE x 6000 HIGH RSD TO MANUF. SPECIF. & DETAILS

NEW OPENING FOR CONVEYOR BELT TO BE FIRE RATED AS PER THE REQUIREMENTS OF BCA

PROPOSED WAREHOUSE ADDITION

WAREHOUSE RL 54.130

type C construction FHR 120/120/120 panel walls precast concrete

CONCRETE BLOCK BUILDING

CONCRETE BLOCK BUILDING

block retaining walls to structural engineers design and details.

Proposed Factory Warehouse Basement Plan

scale = 1:100

NOTE: ACCESS, FACILITIES AND CARPARKING SPACES COMPLY WITH PART D & F OF THE BUILDING CODE OF AUSTRALIA (BCA), AS1428.1 (DESIGN FOR ACCESS & MOBILITY) AND AS2890.6 PART 6 -2009 (PARKING FACILITIES FOR SMALL RIGID VEHICLE AND CARS)

EXISTING FACTORY WAREHOUSE

WAREHOUSE RL 54.130

REMOVE AND ADJUST EXISTING STEEL FRAMED END WALLS AND DOORS AS REQUIRED TO MANUF. SPECIF. & DETAILS

CONVEYOR BELT

PRESS BALER

PROPOSED NEW BALER & CONVEYOR (SHOWN HATCHED)

STORAGE AREAS

Proposed Factory Warehouse Addition plan

scale = 1:100

Proposed Factory Warehouse Basement Plan

scale = 1:100

| ISSUE | DATE | AMENDMENTS |
|-------|------------|---------------------------|
| D | 07-06-2017 | REVISED FOR DA SUBMISSION |
| C | 18-05-2017 | REVISED FOR DA SUBMISSION |
| B | 09-03-2017 | FOR DA SUBMISSION |
| A | 25-11-2016 | FOR DA SUBMISSION |

CLIENT:
 GRIMA RECYCLING PTY LTD

PROJECT:
 PROPOSED INDUSTRIAL DEVELOPMENT
 LOT 3 DP 262054 No 88 REDFERN STREET
 WETHERILL PARK

TITLE:
 ELEVATIONS & SECTIONS - SHEET 1

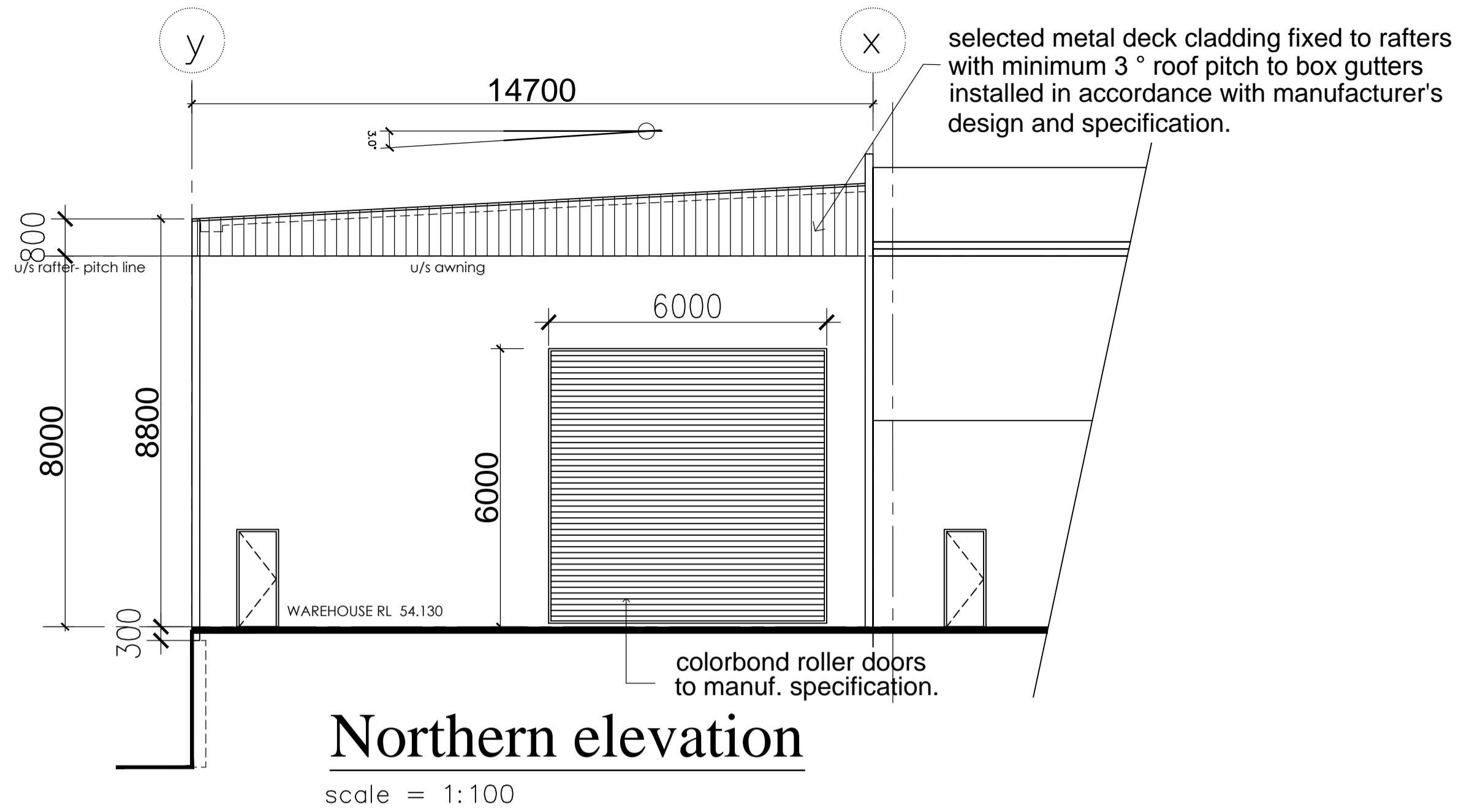
| APPROVED: | | | |
|----------------|--------------|---------------|----------------|
| DATE: 14.12.15 | SCALE: 1:100 | DRG No.: DA05 | JOB No.: 21610 |
| DESIGN: FD | | | |
| DRAWN: MF | | | |

F FEDELE DESIGN PTY LTD.
 BUILDING CONSULTANTS AND DESIGNERS
 A.B.N. 24 082 499 269
 Suite 25, No. 4 Station Street, Fairfield 2165
 Tel: (02) 9728 3334 Fax: (02) 9728 3044
 EMAIL: feddes@fdpg.com.au

NOTE:
 © Copyright. This design and plan is the property of Fedele Design Pty.Ltd. and must not be used, reproduced or copied wholly or in part without written permission from the company.

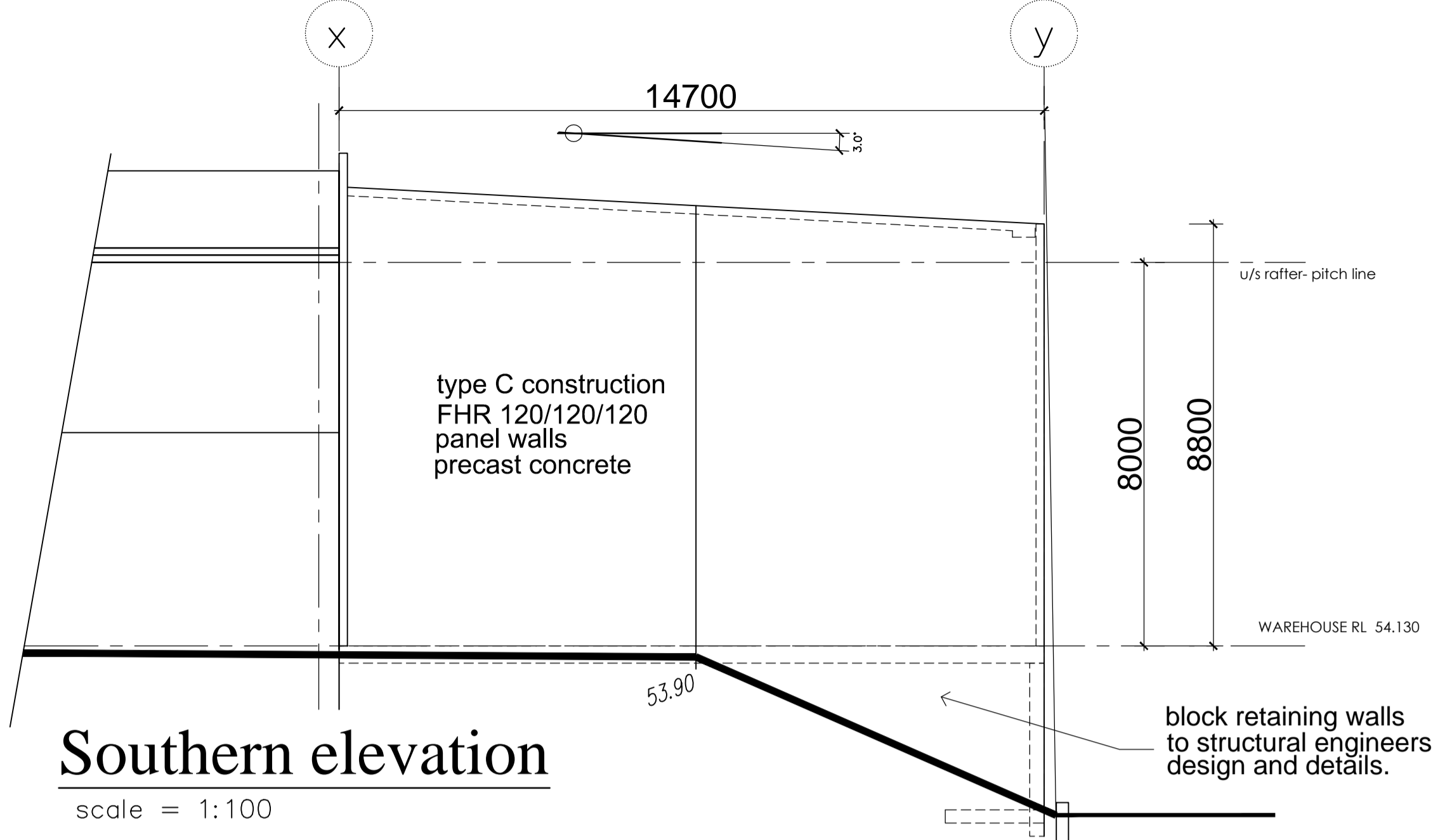
GENERAL NOTES

- ALL DIMENSIONS AND FLOOR AREAS ARE TO BE VERIFIED BY BUILDER PRIOR TO THE COMMENCEMENT OF ANY BUILDING WORK. ANY DISCREPANCIES ARE TO BE CONFIRMED BY THE DESIGNER.
- LEVELS SHOWN ARE APPROXIMATE UNLESS ACCOMPANIED BY REDUCED LEVELS BY A REGISTERED SURVEYOR.
- FIGURED DIMENSIONS ARE TO BE TAKEN IN PREFERENCE TO SCALING.
- ALL BOUNDARY CLEARANCES MUST BE VERIFIED BY THE SURVEYOR PRIOR TO THE COMMENCEMENT OF ANY BUILDING WORK.
- WHERE ENGINEERING OR HYDRAULIC DRAWINGS ARE REQUIRED, SUCH MUST TAKE PREFERENCE TO THIS DRAWING.
- STORMWATER TO BE CONNECTED AND DISCHARGED TO COUNCIL'S REQUIREMENTS AND TO AS 3500.3-1990.
- ALL SERVICES TO BE LOCATED AND VERIFIED BY THE BUILDER WITH THE RELEVANT AUTHORITIES PRIOR TO THE COMMENCEMENT OF ANY BUILDING WORKS.



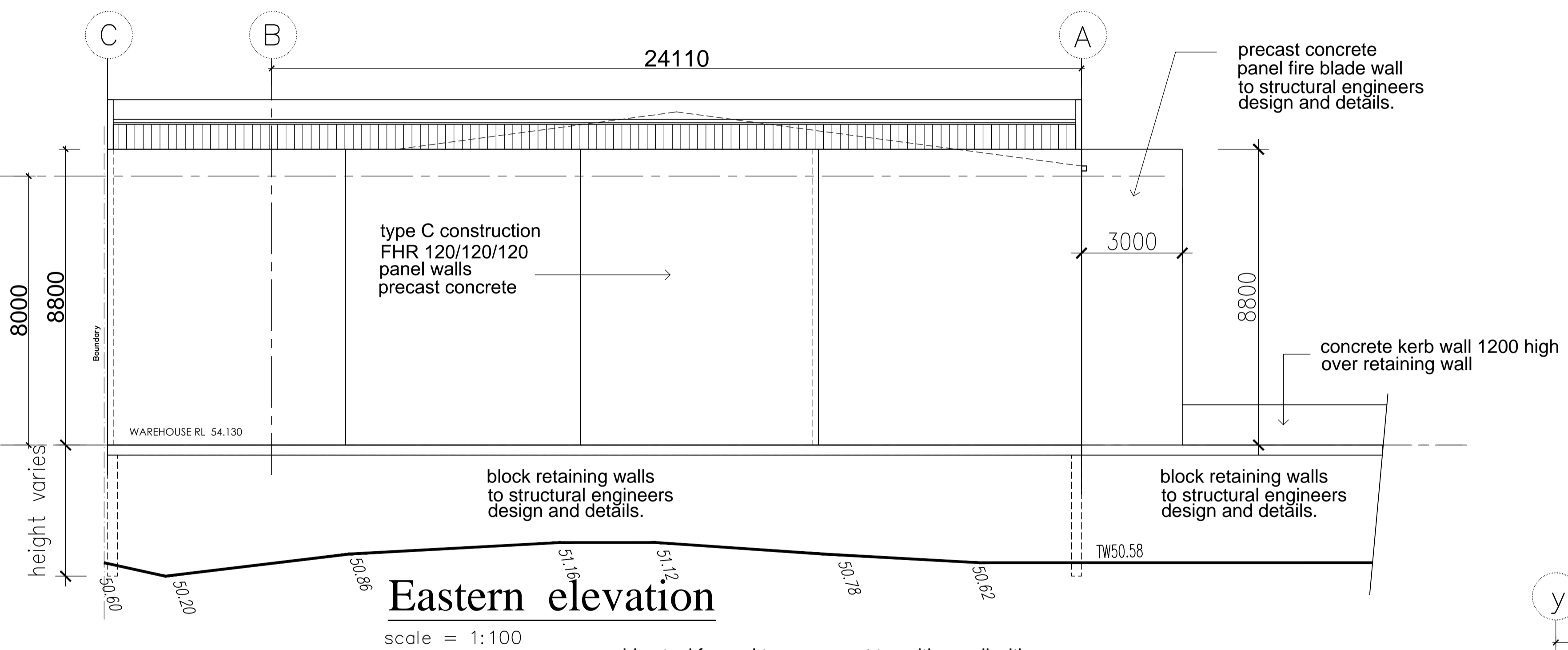
Northern elevation

scale = 1:100



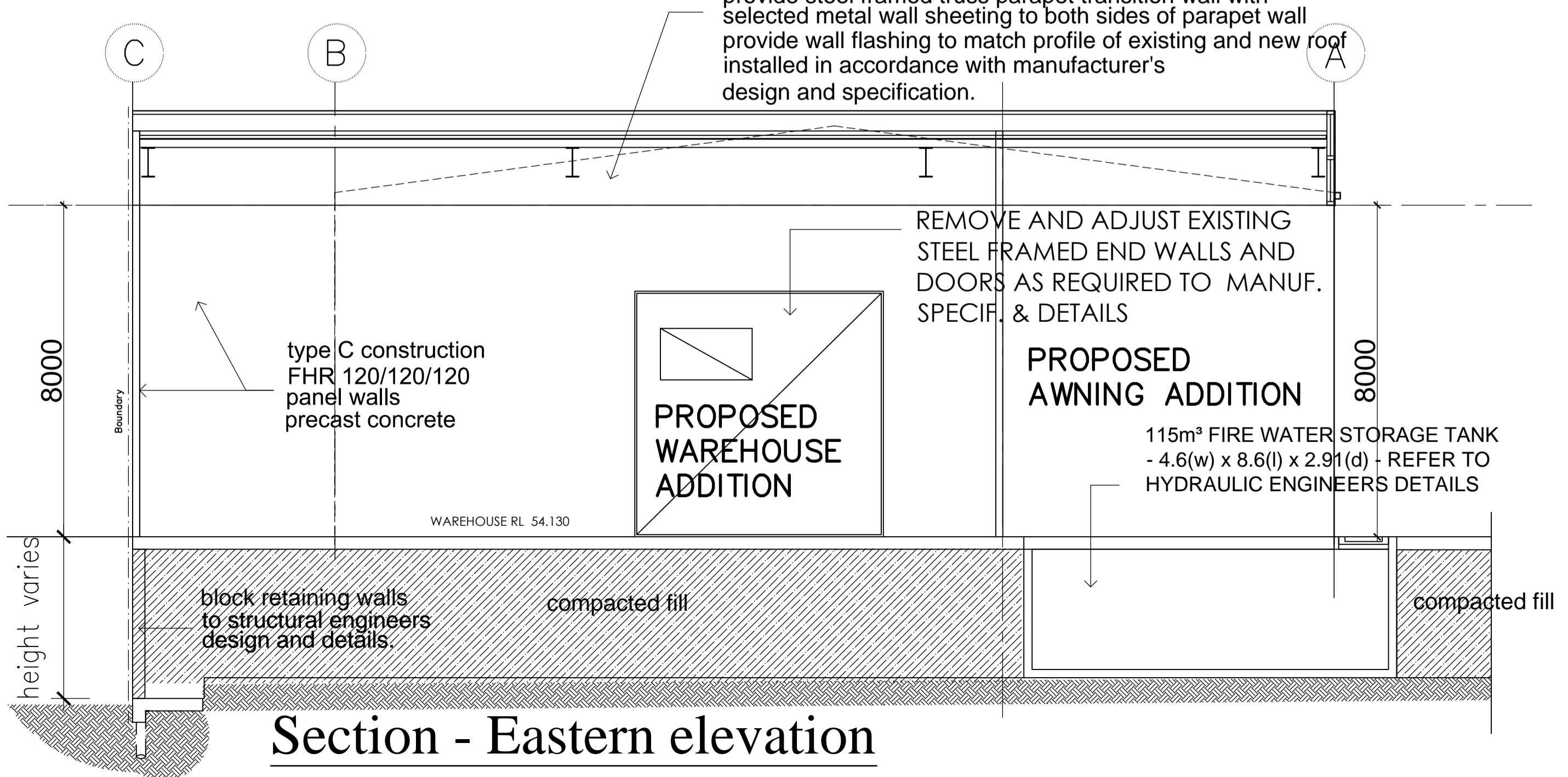
Southern elevation

scale = 1:100

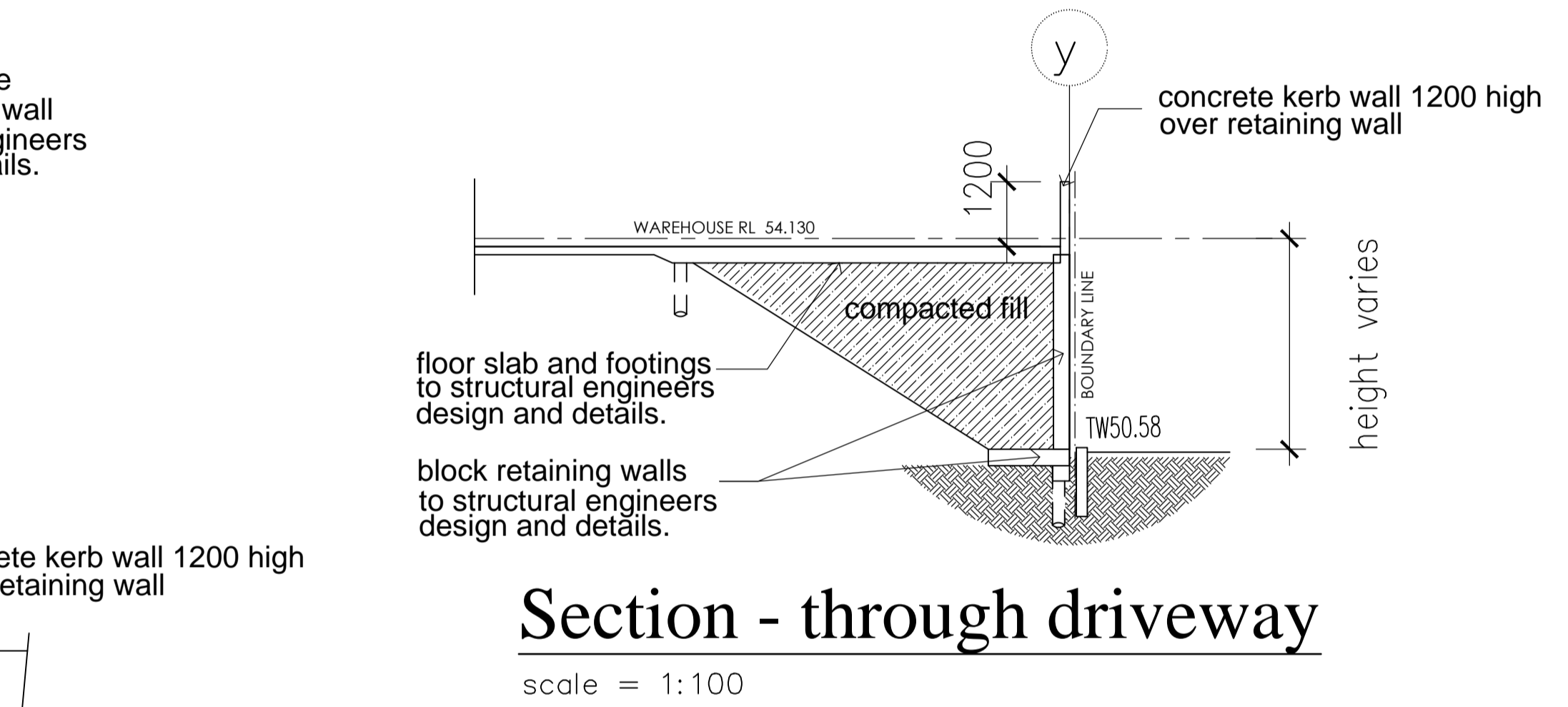


Eastern elevation

scale = 1:100

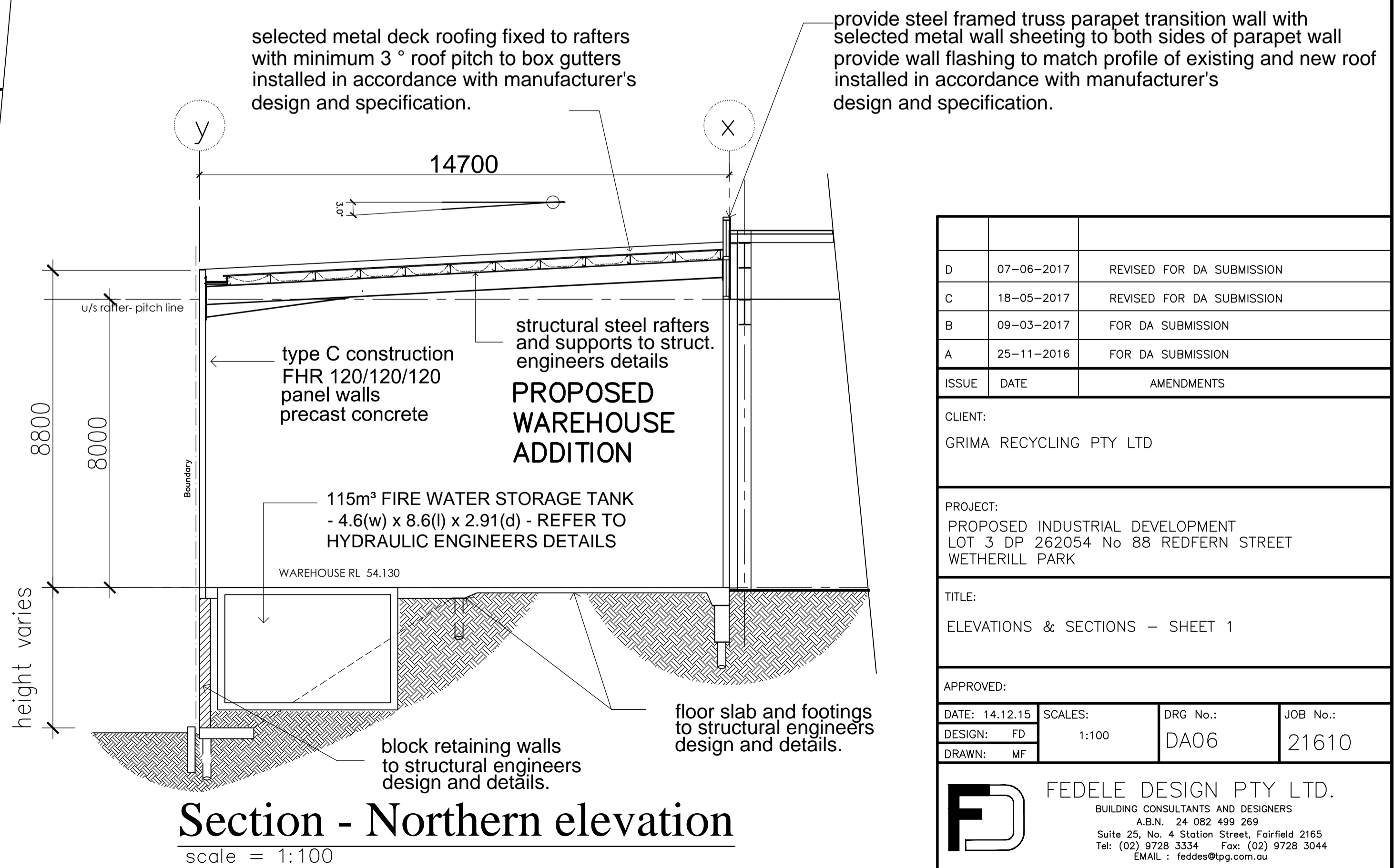


Section - Eastern elevation



Section - through driveway

scale = 1:100



Section - Northern elevation

scale = 1:100

| ISSUE | DATE | AMENDMENTS |
|-------|------------|---------------------------|
| D | 07-06-2017 | REVISED FOR DA SUBMISSION |
| C | 18-05-2017 | REVISED FOR DA SUBMISSION |
| B | 09-03-2017 | FOR DA SUBMISSION |
| A | 25-11-2016 | FOR DA SUBMISSION |

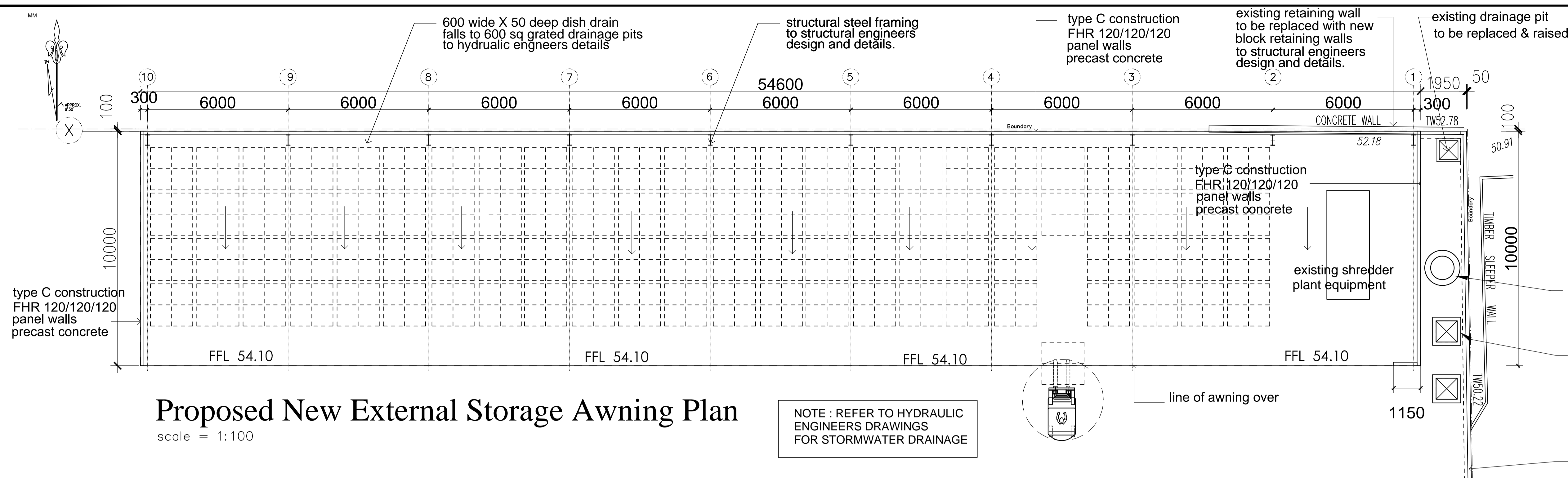
CLIENT:
GRIMA RECYCLING PTY LTD

PROJECT:
PROPOSED INDUSTRIAL DEVELOPMENT
LOT 3 DP 262054 No 88 REDFERN STREET
WETHERILL PARK

TITLE:
ELEVATIONS & SECTIONS - SHEET 1

| DATE: | SCALE: | DRG No.: | JOB No.: |
|----------|--------|----------|----------|
| 14.12.15 | 1:100 | DA06 | 21610 |

FEDELE DESIGN PTY LTD.
 BUILDING CONSULTANTS AND DESIGNERS
 A.B.N. 24 082 499 269
 Suite 25, No. 4 Station Street, Fairfield 2165
 Tel: (02) 9728 3334 Fax: (02) 9728 3044
 EMAIL: feddes@fdpg.com.au



Proposed New External Storage Awning Plan

scale = 1:100

NOTE: REFER TO HYDRAULIC ENGINEERS DRAWINGS FOR STORMWATER DRAINAGE

NOTE:
© Copyright. This design and plan is the property of Fedele Design Pty.Ltd. and must not be used, reproduced or copied wholly or in part without written permission from the company.

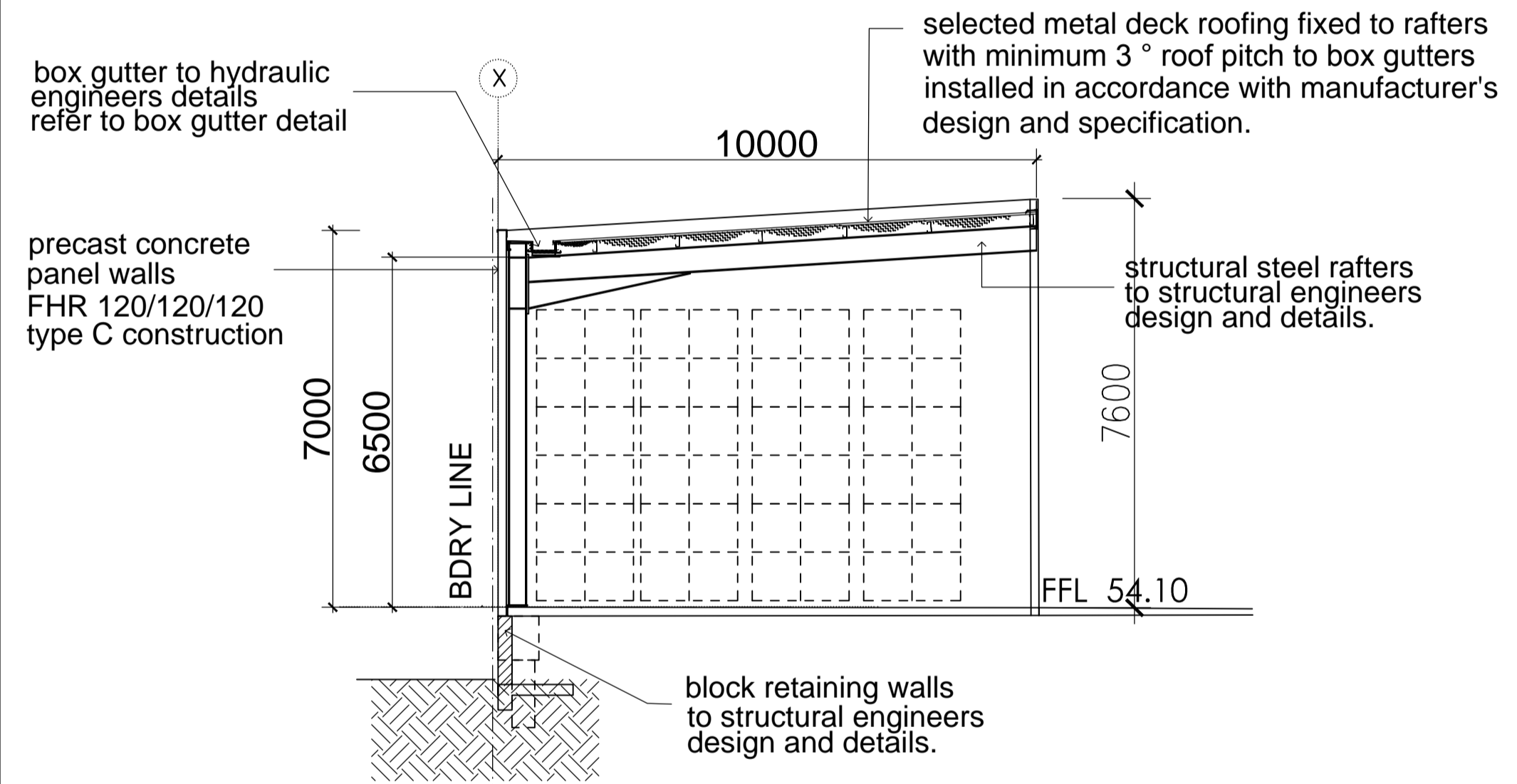
GENERAL NOTES

- ALL DIMENSIONS AND FLOOR AREAS ARE TO BE VERIFIED BY BUILDER PRIOR TO THE COMMENCEMENT OF ANY BUILDING WORK. ANY DISCREPANCIES ARE TO BE CONFIRMED BY THE DESIGNER.
- LEVELS SHOWN ARE APPROXIMATE UNLESS ACCOMPANIED BY REDUCED LEVELS BY A REGISTERED SURVEYOR.
- FIGURED DIMENSIONS ARE TO BE TAKEN IN PREFERENCE TO SCALING.
- ALL BOUNDARY CLEARANCES MUST BE VERIFIED BY THE SURVEYOR PRIOR TO THE COMMENCEMENT OF ANY BUILDING WORK.
- WHERE ENGINEERING OR HYDRAULIC DRAWINGS ARE REQUIRED, SUCH MUST TAKE PREFERENCE TO THIS DRAWING.
- STORMWATER TO BE CONNECTED AND DISCHARGED TO COUNCIL'S REQUIREMENTS AND TO AS 3500.3-1990.
- ALL SERVICES TO BE LOCATED AND VERIFIED BY THE BUILDER WITH THE RELEVANT AUTHORITIES PRIOR TO THE COMMENCEMENT OF ANY BUILDING WORKS.

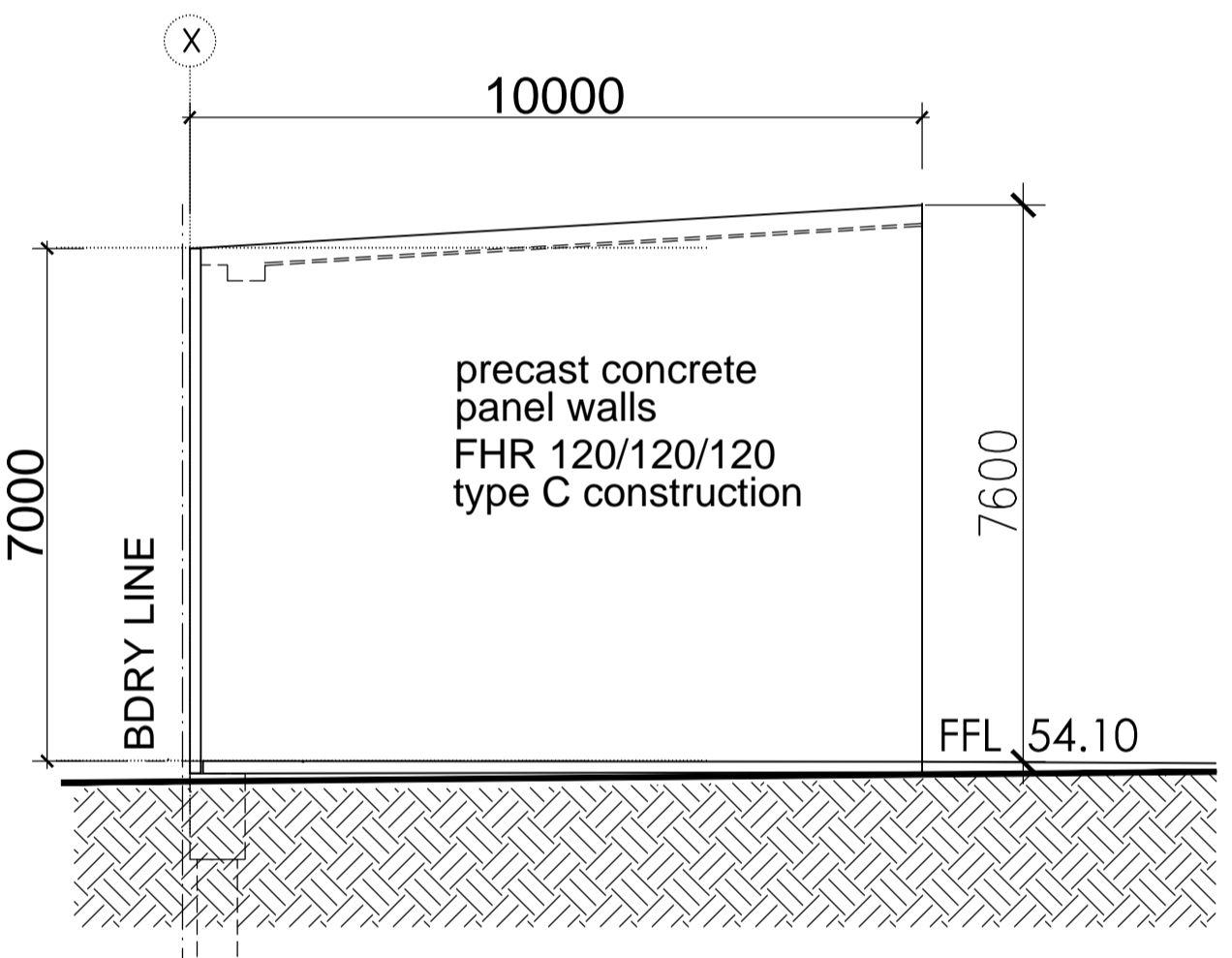
GPT - ROCLA CDS NIPPER OR APPROVED SIMILAR

STORMWATER ISOLATION VALVE - VALVE TO BE CONNECTED TO FIRE INDICATOR/ALARM PANEL. FINAL DETAIL TO BE CONFIRMED AT CC STAGE

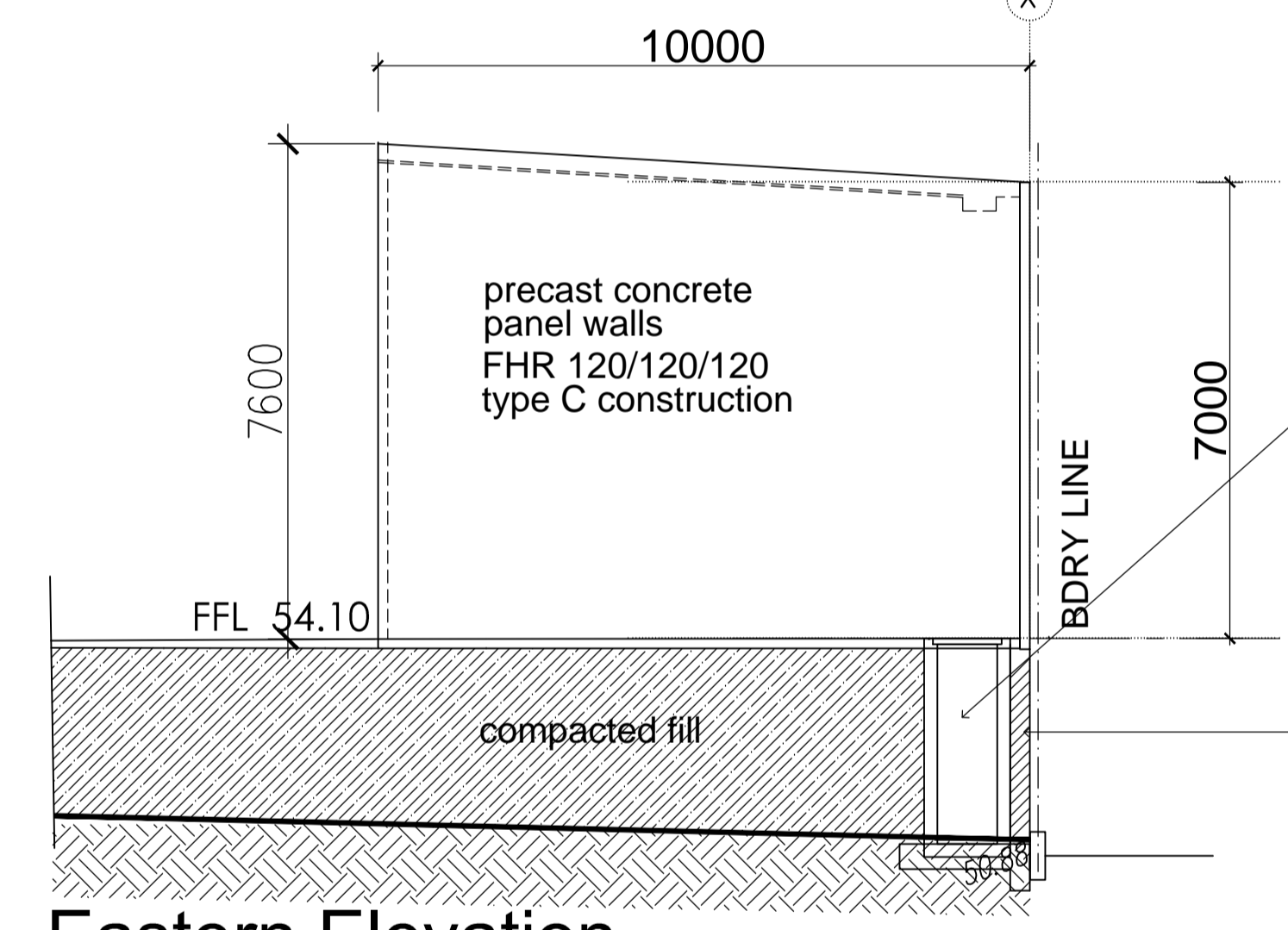
concrete kerb wall 600 high over retaining wall to structural engineers design and details.



Section - proposed 10m awning



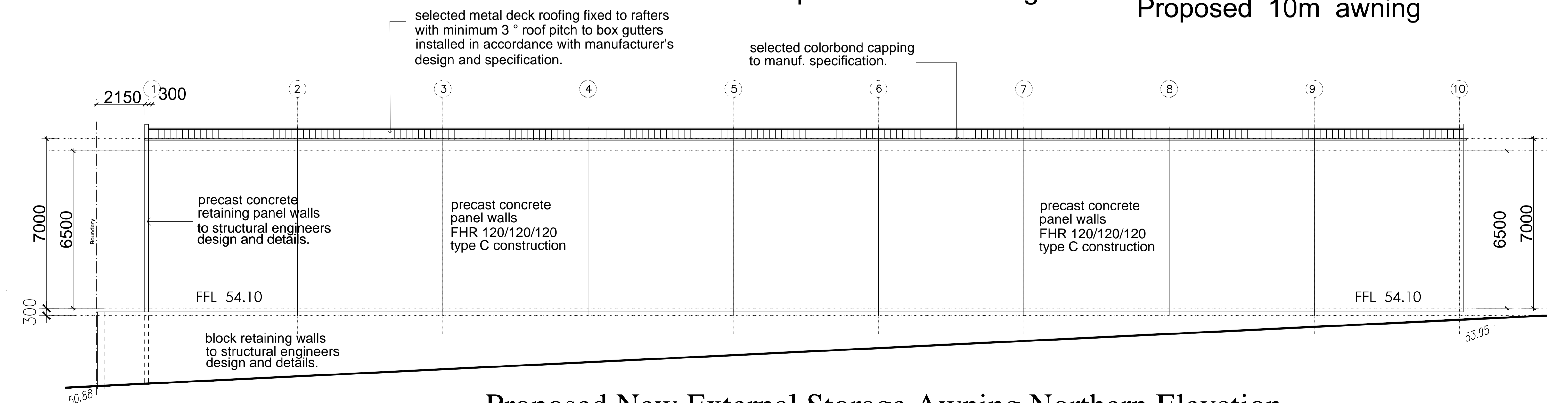
Western Elevation - Proposed 10m awning



Eastern Elevation - Proposed 10m awning

existing drainage pit 1000 X 1000 SL 50.88 inv 50.35 to be replaced & raised

block retaining walls to structural engineers design and details.



Proposed New External Storage Awning Northern Elevation

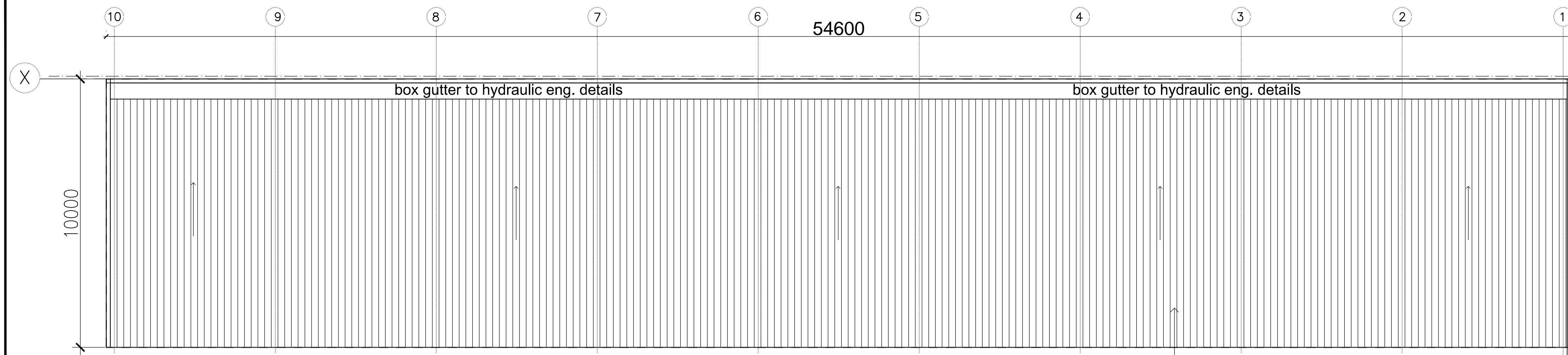
scale = 1:100

| D | 07-06-2017 | REVISED FOR DA SUBMISSION |
|--|--------------|---------------------------|
| C | 18-05-2017 | REVISED FOR DA SUBMISSION |
| B | 09-03-2017 | FOR DA SUBMISSION |
| A | 25-11-2016 | FOR DA SUBMISSION |
| ISSUE | DATE | AMENDMENTS |
| CLIENT: GRIMA RECYCLING PTY LTD | | |
| PROJECT: PROPOSED INDUSTRIAL DEVELOPMENT LOT 3 DP 262054 No 88 REDFERN STREET WETHERILL PARK | | |
| TITLE: ELEVATIONS & SECTIONS - SHEET 1 | | |
| APPROVED: | | |
| DATE: 14.12.15 | SCALE: 1:100 | DRG No.: DA07 |
| DESIGN: FD | | JOB No.: 21610 |
| DRAWN: MF | | |
| FEDELE DESIGN PTY LTD. BUILDING CONSULTANTS AND DESIGNERS A.B.N. 24 082 499 269 Suite 25, No. 4 Station Street, Fairfield 2165 Tel: (02) 9728 3334 Fax: (02) 9728 3044 EMAIL: feddes@fdpg.com.au | | |

NOTE:
 © Copyright. This design and plan is the property of Fedele Design Pty.Ltd. and must not be used, reproduced or copied wholly or in part without written permission from the company.

GENERAL NOTES


1. ALL DIMENSIONS AND FLOOR AREAS ARE TO BE VERIFIED BY BUILDER PRIOR TO THE COMMENCEMENT OF ANY BUILDING WORK. ANY DISCREPANCIES ARE TO BE CONFIRMED BY THE DESIGNER.
2. LEVELS SHOWN ARE APPROXIMATE UNLESS ACCOMPANIED BY REDUCED LEVELS BY A REGISTERED SURVEYOR.
3. ALL BOUNDARY CLEARANCES MUST BE VERIFIED BY THE SURVEYOR PRIOR TO THE COMMENCEMENT OF ANY BUILDING WORK.
4. WHERE ENGINEERING OR HYDRAULIC DRAWINGS ARE REQUIRED, SUCH MUST TAKE PREFERENCE TO THIS DRAWING.
5. STORMWATER TO BE CONNECTED AND DISCHARGED TO COUNCIL'S REQUIREMENTS AND TO AS 3500.3-1990.
6. ALL SERVICES TO BE LOCATED AND VERIFIED BY THE BUILDER WITH THE RELEVANT AUTHORITIES PRIOR TO THE COMMENCEMENT OF ANY BUILDING WORKS.



Proposed New External Storage Awning Roof Plan

scale = 1:100

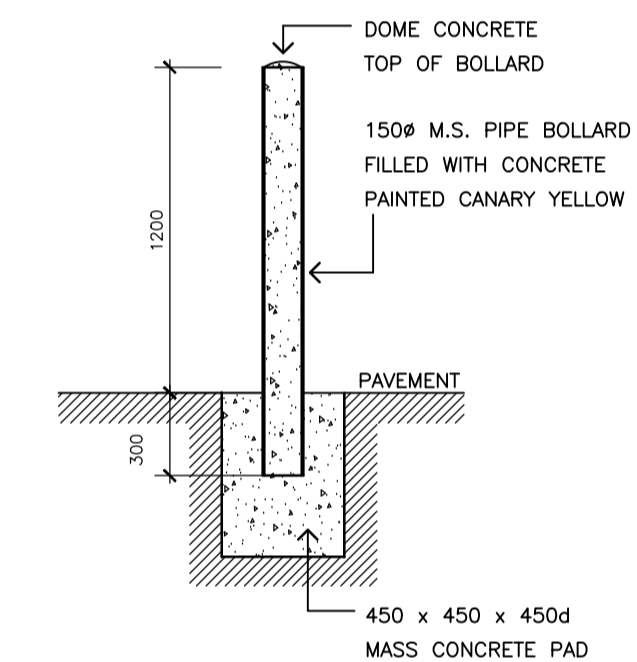
selected colorbond trimdek roof sheeting with minimum 3° roof pitch to box gutters provide insulwool sarking to BCA section J installed in accordance with manufacturer's design and specification.



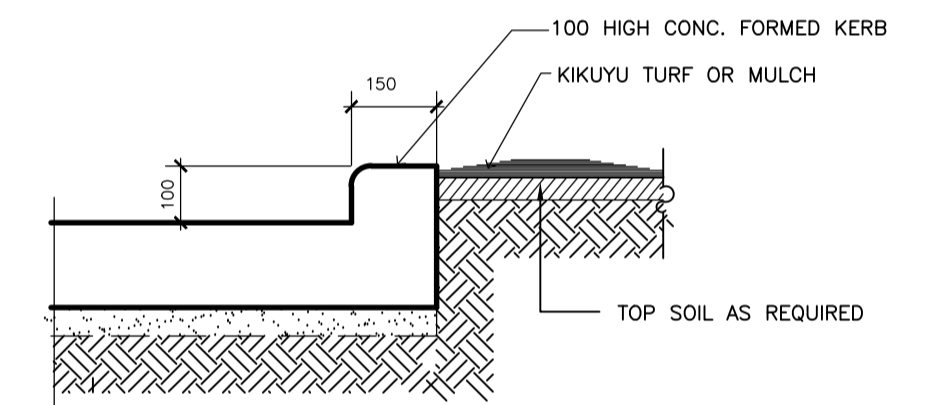
Proposed Factory Warehouse Addition Roof Plan

scale = 1:100

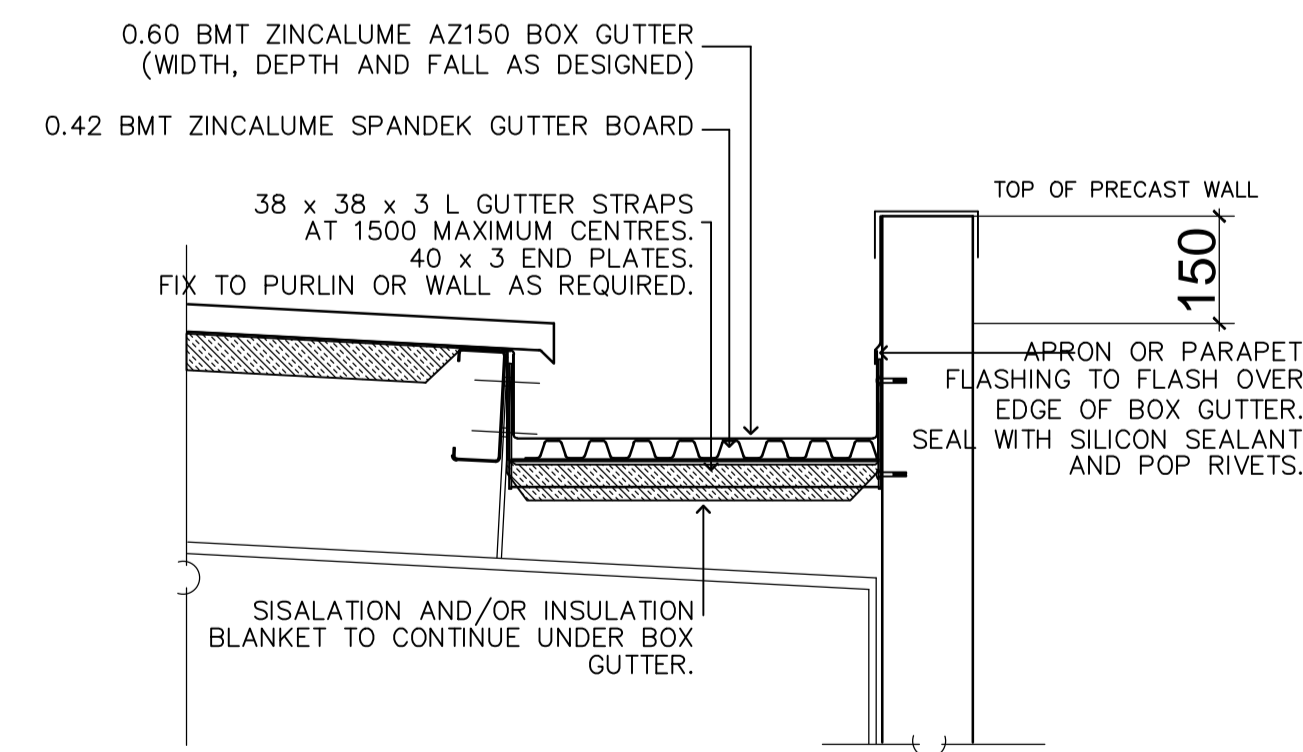
selected colorbond trimdek roof sheeting with minimum 3° roof pitch to box gutters provide insulwool sarking to BCA section J installed in accordance with manufacturer's design and specification.



bollard detail.



kerb edge detail



standard box gutter detail- awning

| ISSUE | DATE | AMENDMENTS |
|-------|------------|---------------------------|
| D | 07-06-2017 | REVISED FOR DA SUBMISSION |
| C | 18-05-2017 | REVISED FOR DA SUBMISSION |
| B | 09-03-2017 | FOR DA SUBMISSION |
| A | 25-11-2016 | FOR DA SUBMISSION |

CLIENT:
GRIMA RECYCLING PTY LTD

PROJECT:
PROPOSED INDUSTRIAL DEVELOPMENT
LOT 3 DP 262054 No 88 REDFERN STREET
WETHERILL PARK

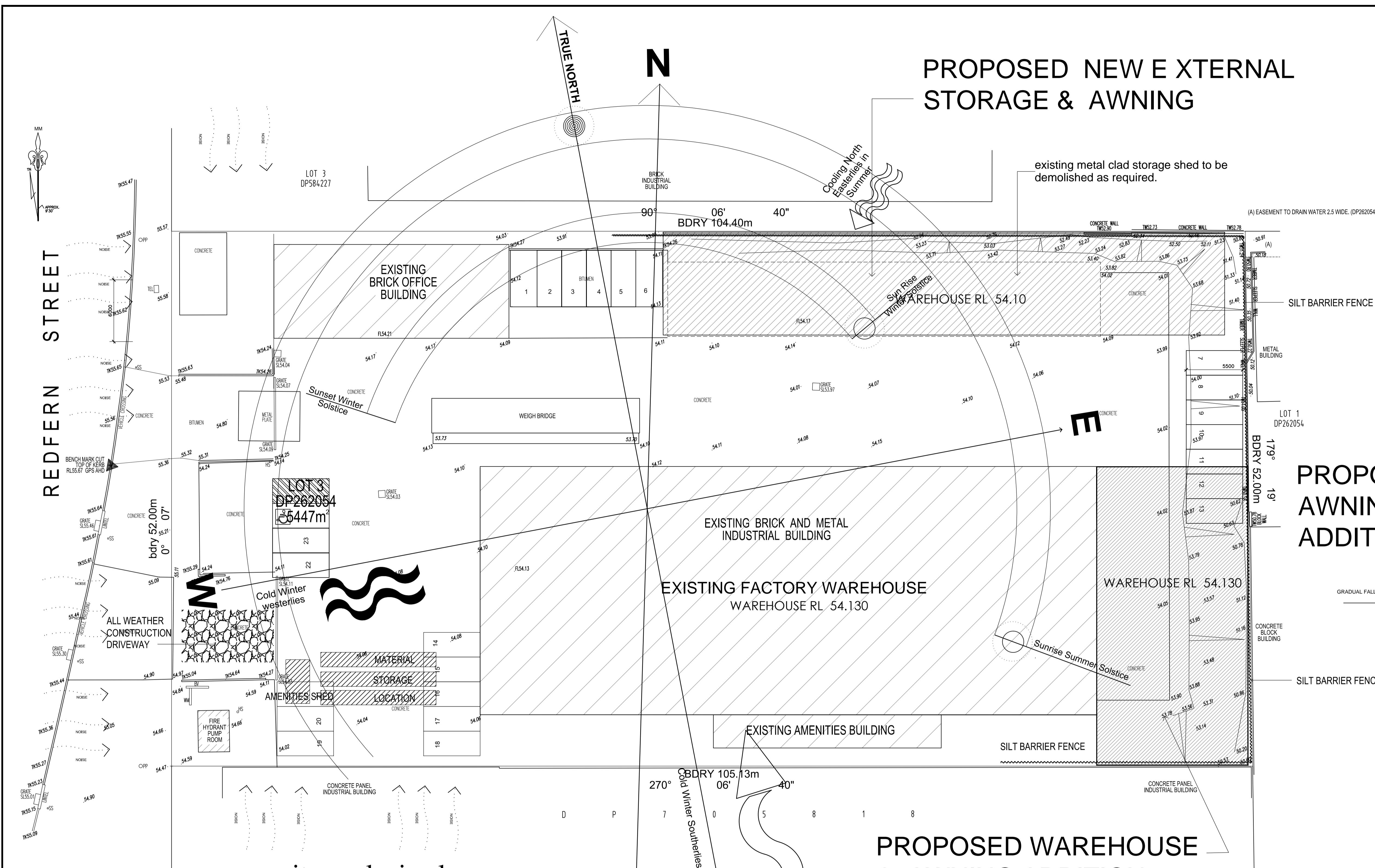
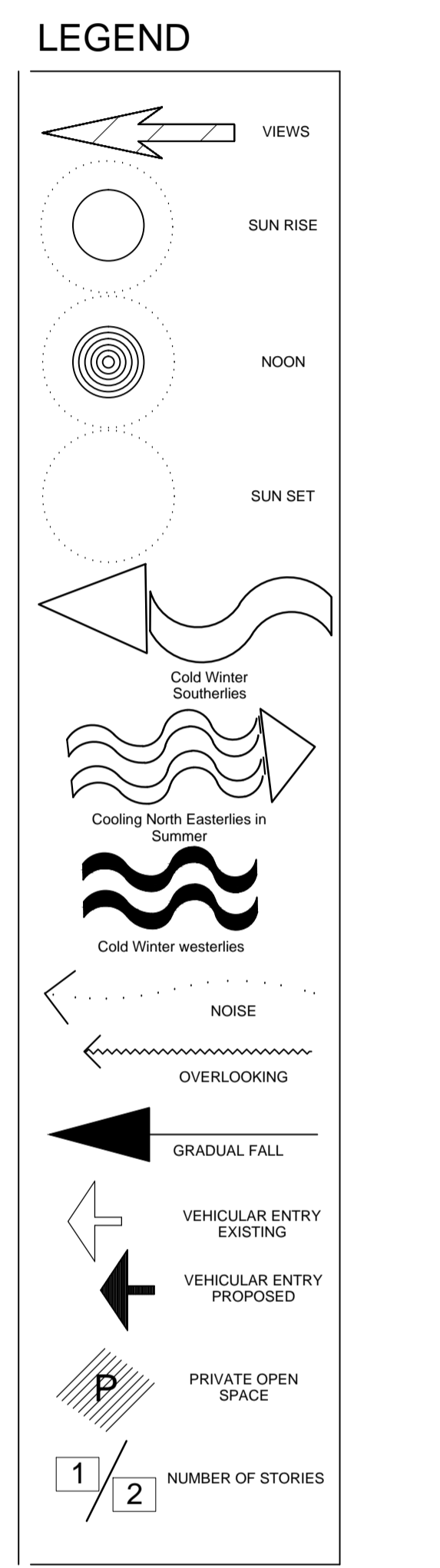
TITLE:
ROOF PLAN AND FENCE DETAILS

| APPROVED: | | | |
|------------|--------|----------|----------|
| DATE: | SCALE: | DRG No.: | JOB No.: |
| 14.12.15 | 1:200 | DA08 | 21610 |
| DESIGN: FD | | | |
| DRAWN: MF | | | |

FEDELE DESIGN PTY LTD.
 BUILDING CONSULTANTS AND DESIGNERS
 A.B.N. 24 082 499 269
 Suite 25, No. 4 Station Street, Fairfield 2165
 Tel: (02) 9728 3334 Fax: (02) 9728 3044
 EMAIL: feddes@fdp.com.au

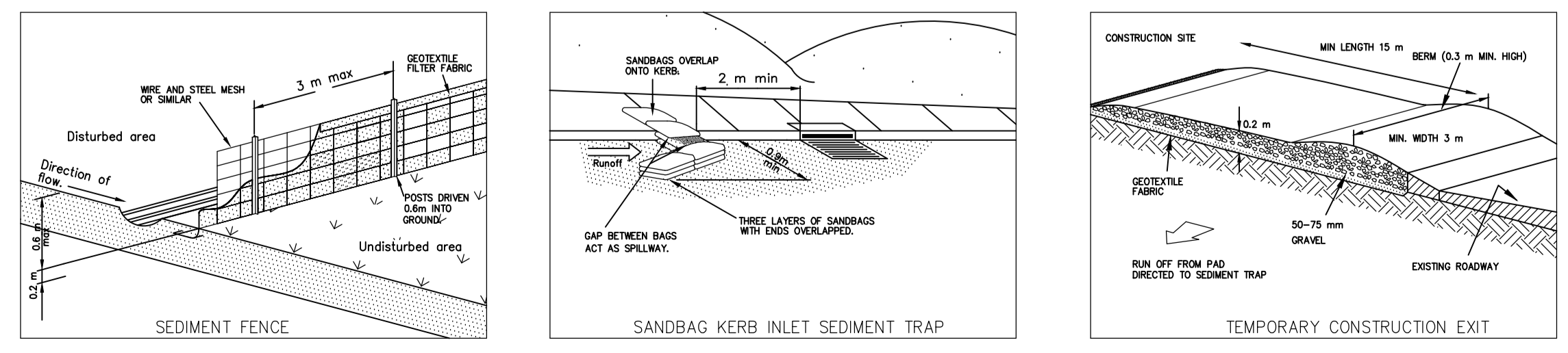
NOTE:
 © Copyright. This design and plan is the property of Fedele Design Pty.Ltd. and must not be used, reproduced or copied wholly or in part without written permission from the company.

- GENERAL NOTES**
- ALL DIMENSIONS AND FLOOR AREAS ARE TO BE VERIFIED BY BUILDER PRIOR TO THE COMMENCEMENT OF ANY BUILDING WORK. ANY DISCREPANCIES ARE TO BE CONFIRMED BY THE DESIGNER.
 - LEVELS SHOWN ARE APPROXIMATE UNLESS ACCOMPANIED BY REDUCED LEVELS BY A REGISTERED SURVEYOR.
 - FIGURED DIMENSIONS ARE TO BE TAKEN IN PREFERENCE TO SCALING.
 - ALL BOUNDARY CLEARANCES MUST BE VERIFIED BY THE SURVEYOR PRIOR TO THE COMMENCEMENT OF ANY BUILDING WORK.
 - WHERE ENGINEERING OR HYDRAULIC DRAWINGS ARE REQUIRED, SUCH MUST TAKE PREFERENCE TO THIS DRAWING.
 - STORMWATER TO BE CONNECTED AND DISCHARGED TO COUNCIL'S REQUIREMENTS AND TO AS 3500.3-1990.
 - ALL SERVICES TO BE LOCATED AND VERIFIED BY THE BUILDER WITH THE RELEVANT AUTHORITIES PRIOR TO THE COMMENCEMENT OF ANY BUILDING WORKS.



site analysis plan
 waste management plan
 sediment control & soil erosion plan
 scale = 1:200

- SEDIMENT CONTROL NOTES**
- ALL EROSION AND SEDIMENTATION CONTROL MEASURES, INCLUDING REVEGETATION AND STORAGE OF SOIL AND TOPSOIL, SHALL BE IMPLEMENTED TO THE STANDARDS OF THE SOIL CONSERVATION OF NSW.
 - ALL DRAINAGE WORKS SHALL BE CONSTRUCTED AND STABILIZED AS EARLY AS POSSIBLE DURING DEVELOPMENT.
 - SEDIMENT TRAPS SHALL BE CONSTRUCTED AROUND ALL INLET PITS, CONSISTING OF 300mm WIDE X 300mm DEEP TRENCH.
 - ALL SEDIMENT BASINS AND TRAPS SHALL BE CLEANED WHEN THE STRUCTURES ARE A MAXIMUM OF 60% FULL OF SOIL MATERIALS, INCLUDING THE MAINTENANCE PERIOD.
 - ALL DISTURBED AREAS SHALL BE REVEGETATED AS SOON AS THE RELEVANT WORKS ARE COMPLETED.
 - SOIL AND TOPSOIL STOCKPILES SHALL BE LOCATED AWAY FROM DRAINAGE LINES AND AREA WHERE WATER MAY CONCENTRATE.
 - FILTER SHALL BE CONSTRUCTED BY STRETCHING A FILTER FABRIC (PROPEX OR APPROVED EQUIVALENT BETWEEN POST AT 3.0m CENTRES. FABRIC SHALL BE BURIED 150mm ALONG ITS LOWER



| | | |
|-------|------------|---------------------------|
| D | 07-06-2017 | REVISED FOR DA SUBMISSION |
| C | 18-05-2017 | REVISED FOR DA SUBMISSION |
| B | 09-03-2017 | FOR DA SUBMISSION |
| A | 25-11-2016 | FOR DA SUBMISSION |
| ISSUE | DATE | AMENDMENTS |

CLIENT:
 GRIMA RECYCLING PTY LTD

PROJECT:
 PROPOSED INDUSTRIAL DEVELOPMENT
 LOT 3 DP 262054 No 88 REDFERN STREET
 WETHERILL PARK

TITLE:
 SITE ANALYSIS PLAN
 WASTE MANAGEMENT PLAN
 SOIL EROSION & SEDIMENT CONTROL PLAN

APPROVED:

| | | | |
|----------------|--------------|---------------|----------------|
| DATE: 14.12.15 | SCALE: 1:200 | DRG No.: DA10 | JOB No.: 21610 |
| DESIGN: FD | | | |
| DRAWN: MF | | | |

FEDALE DESIGN PTY LTD.
 BUILDING CONSULTANTS AND DESIGNERS
 A.B.N. 24 082 499 269
 Suite 25, No. 4 Station Street, Fairfield 2165
 Tel: (02) 9728 3334 Fax: (02) 9728 3044
 EMAIL: fedale@fdg.com.au

NOTE:
 © Copyright. This design and plan is the property of Fede Design Pty.Ltd. and must not be used, reproduced or copied wholly or in part without written permission from the company.

GENERAL NOTES

- ALL DIMENSIONS AND FLOOR AREAS ARE TO BE VERIFIED BY BUILDER PRIOR TO THE COMMENCEMENT OF ANY BUILDING WORK. ANY DISCREPANCIES ARE TO BE CONFIRMED BY THE DESIGNER.
- LEVELS SHOWN ARE APPROXIMATE UNLESS ACCOMPANIED BY REDUCED LEVELS BY A REGISTERED SURVEYOR.
- FIGURED DIMENSIONS ARE TO BE TAKEN IN PREFERENCE TO SCALING.
- ALL BOUNDARY CLEARANCES MUST BE VERIFIED BY THE SURVEYOR PRIOR TO THE COMMENCEMENT OF ANY BUILDING WORK.
- WHERE ENGINEERING OR HYDRAULIC DRAWINGS ARE REQUIRED, SUCH MUST TAKE PREFERENCE TO THIS DRAWING.
- STORMWATER TO BE CONNECTED AND DISCHARGED TO COUNCIL'S REQUIREMENTS AND TO AS 3500.3-1990.
- ALL SERVICES TO BE LOCATED AND VERIFIED BY THE BUILDER WITH THE RELEVANT AUTHORITIES PRIOR TO THE COMMENCEMENT OF ANY BUILDING WORKS.

NOTES: -

LANDSCAPE CONTRACTOR TO CHECK CERTIFICATION LETTER PRIOR TO COMMENCING WORKS TO ENSURE NO ADDITIONS / AMENDMENTS TO PLAN.

PREMIUM ORGANIC GARDEN MIX TO BE USED

MULCH PLANTING BEDS TO BE A MINIMUM DEPTH OF 50-70MM AS SELECTED

CONTRACTORS RESPONSIBILITY TO CHECK AND ADJUST SOIL pH AS REQUIRED

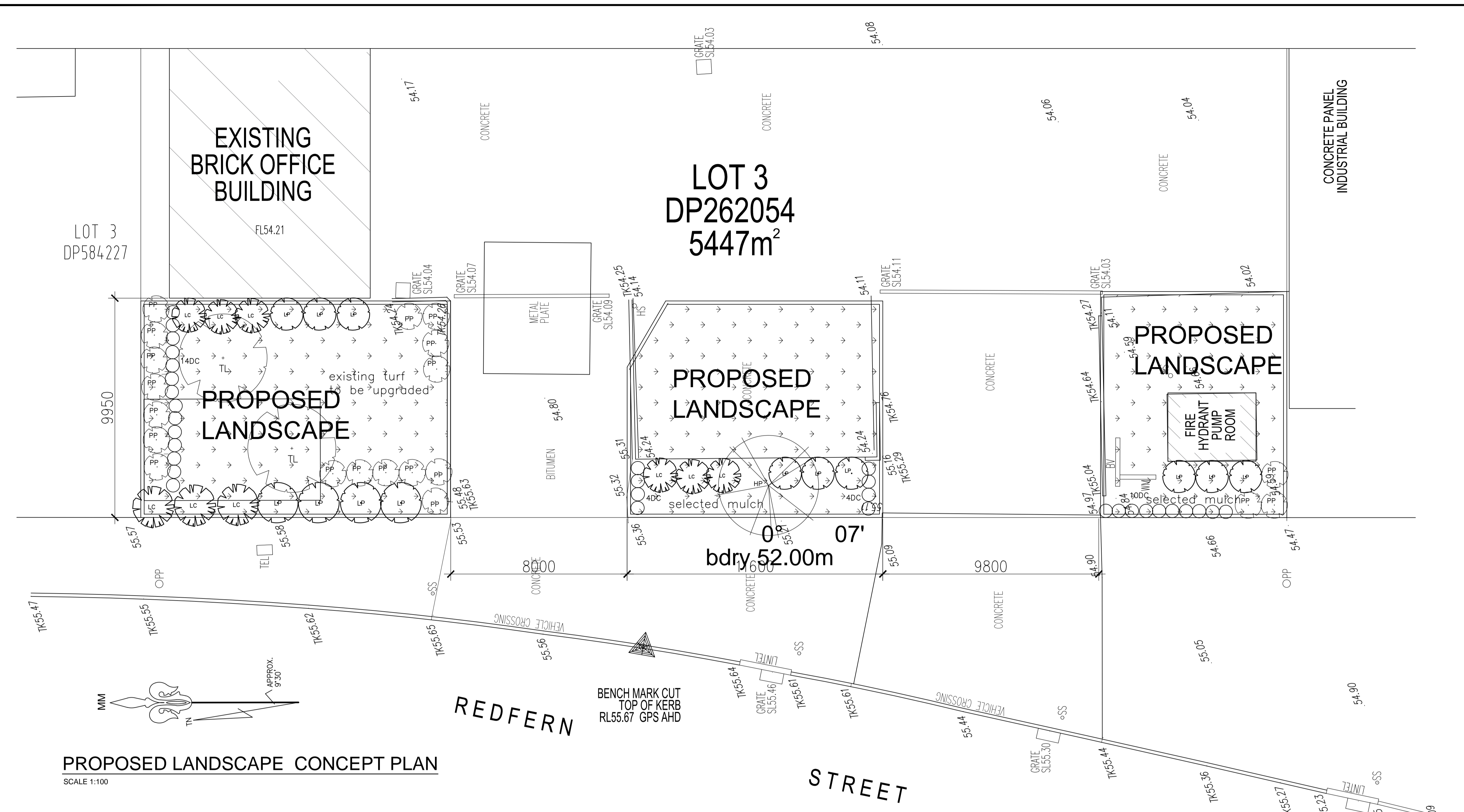
PROVIDE TIMBER EDGE BENEATH FENCING / GATES TO DEFINE TURF AND GARDEN BEDS / PATHWAYS

PLACE WEEDMAT BENEATH GRAVEL PATHWAYS ALL PLANTS TO BE HEALTHY AND VIGOROUS BUFFALO TURF SUGGESTED

GARDEN BEDS IN OSD BASIN TO CONSIST OF NON FLOATABLE DECORATIVE GRAVEL

CONTRACTORS RESPONSIBILITY TO MAKE GOOD TURF ON NATURE STRIP AFTER CONSTRUCTION

REFER TO HYDRAULICS PLAN FOR OSD DETAILS DO NOT SCALE ARCHITECTURALS OFF DRAWING EXISTING TREE SPREAD APPROXIMATE ONLY SITE SURVEY PROVIDED BY OTHERS



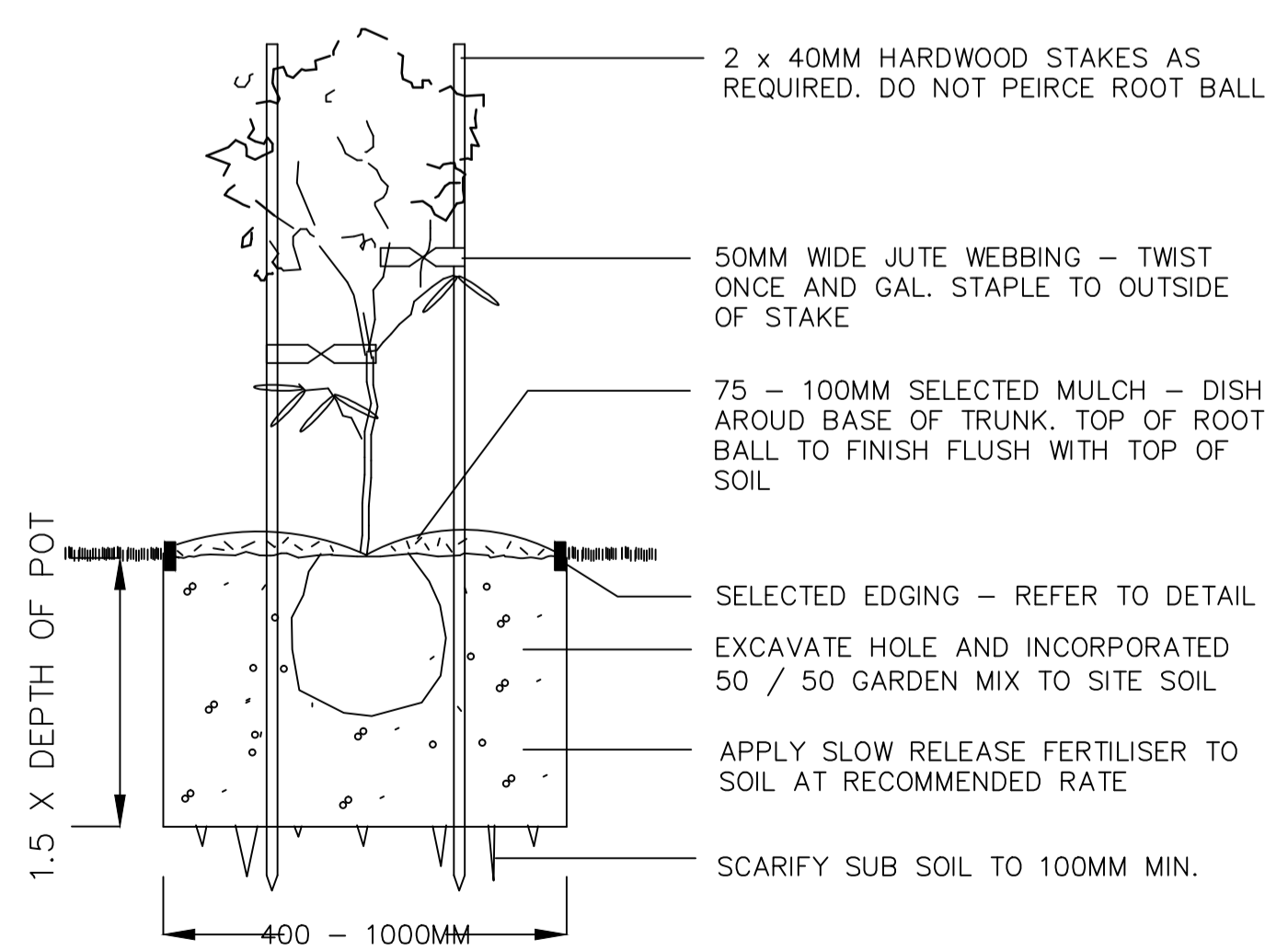
PROPOSED LANDSCAPE CONCEPT PLAN

SCALE 1:100

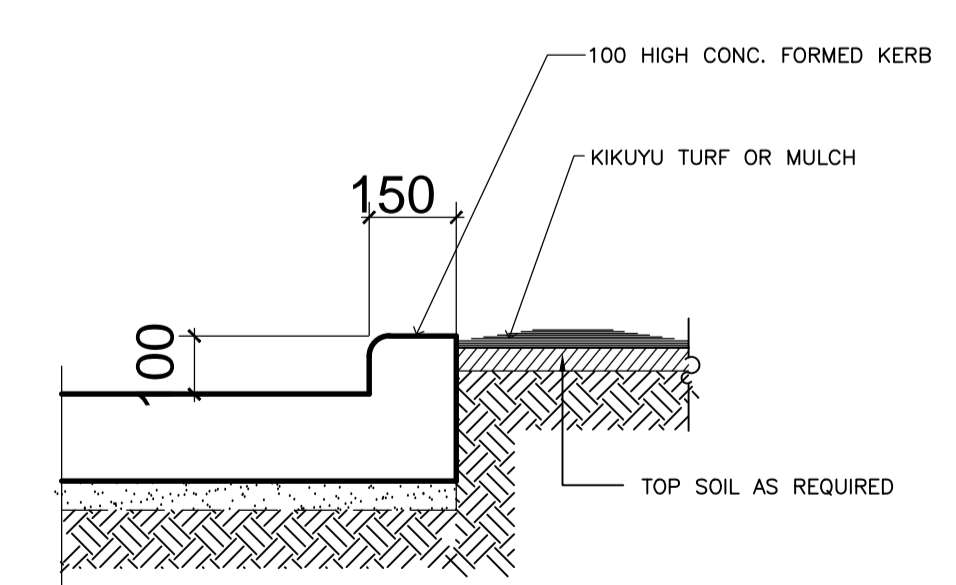
| PLANT SCHEDULE | | | | | |
|-----------------------------------|-----|-----|--------------|--------|---------|
| BOTANIC NAME | KEY | QTY | POT SIZE (M) | HT (M) | WTH (M) |
| TREES | | | | | |
| TRISTANIOPSIS LAURINA (water gum) | TL | 2 | 25LTR | 10 | 4 |
| HARPULLIA PENDULA (SATIN TREE)* | HP | 1 | 25LTR | 6 | 5 |
| SHRUBS | | | | | |
| LEPTOSPERMUM 'COPPER GLOW' | LC | 9 | 200MM | 2.5 | 2.0 |
| LEPTOSPERMUM 'PACIFIC BEAUTY' | LP | 12 | 200MM | 2.5 | 2.0 |
| PULTENAEA PARVIFLORA | PP | 20 | 150MM | 1 | 1.0 |
| DIANELLA CAERULEA (FLAX LILLY) | DC | 32 | 150MM | 0.6 | 0.6 |
| TURF- SIR WALTER BUFFALO | | | | | |

PLANTING AND MAINTENANCE NOTES

GLAZED OR POLISHED PLANTING HOLES, PARTICULARLY IN CLAY SHOULD BE AVOIDED. PLANTS SHOULD BE PLANTED STARWRIGHT, WITH THE TOP OF THE ROOT BALL LEVEL WITH OR SLIGHTLY LOWER THAN THE SOIL SURFACE. PLANTS SHOULD BE WATERED AS SOON AS POSSIBLE AFTER PLANTING. PLANTING SHOULD BE AVOIDED AT THE HEIGHT OF SUMMER (DECEMBER - JANUARY). PLANTS SHOULD BE WATERED AT LEAST WEAKLY FOR SIX WEEKS TO AID ESTABLISHMENT. WATER CRYSTALS MAY BE USED TO REDUCE THE AMOUNT OF WATER REQUIRED. IF A FERTILISER IS TO BE APPLIED, A SLOW RELEASE 8 - 9 MONTH PLANT FOOD WOULD BE APPROPRIATE, AT A RATE OF 5 - 10 GRAMS PER PLANT. ONLY SPECIES WITHIN THE LANDSCAPE PLAN SHOULD BE PLANTED. PERMISSION SHOULD BE SOUGHT BEFORE ALTERING THE PLANT SPECIES LIST. STOCK SHOULD BE FREE OF PESTS, DISEASE AND WEEDS. PLANTS SHOULD BE ACTIVELY GROWING WITH ROOTS HEALTHY, WHITE AND NOT POT BOUND. REPLACEMENT PLANTS SHOULD BE MADE AVAILABLE FOR ANY LOSSES OF PLANT STOCK THAT MAY OCCUR FOR A MINIMUM 12 MONTH PERIOD. WEEDS SHOULD BE REMOVED ON A FORTNIGHTLY BASIS. PEST OR DISEASE SAMPLES TO THE LOCAL NURSERY FOR IDENTIFICATION AND APPROPRIATE REMEDY.



25 - 75LTR TYPICAL PLANTING (NTS)



KERB EDGE DETAIL

| ISSUE | DATE | AMENDMENTS |
|-------|------------|---------------------------|
| D | 07-06-2017 | REVISED FOR DA SUBMISSION |
| C | 18-05-2017 | REVISED FOR DA SUBMISSION |
| B | 09-03-2017 | FOR DA SUBMISSION |
| A | 25-11-2016 | FOR DA SUBMISSION |

CLIENT:
GRIMA RECYCLING PTY LTD

PROJECT:
PROPOSED INDUSTRIAL DEVELOPMENT
LOT 3 DP 262054 No 88 REDFERN STREET
WETHERILL PARK

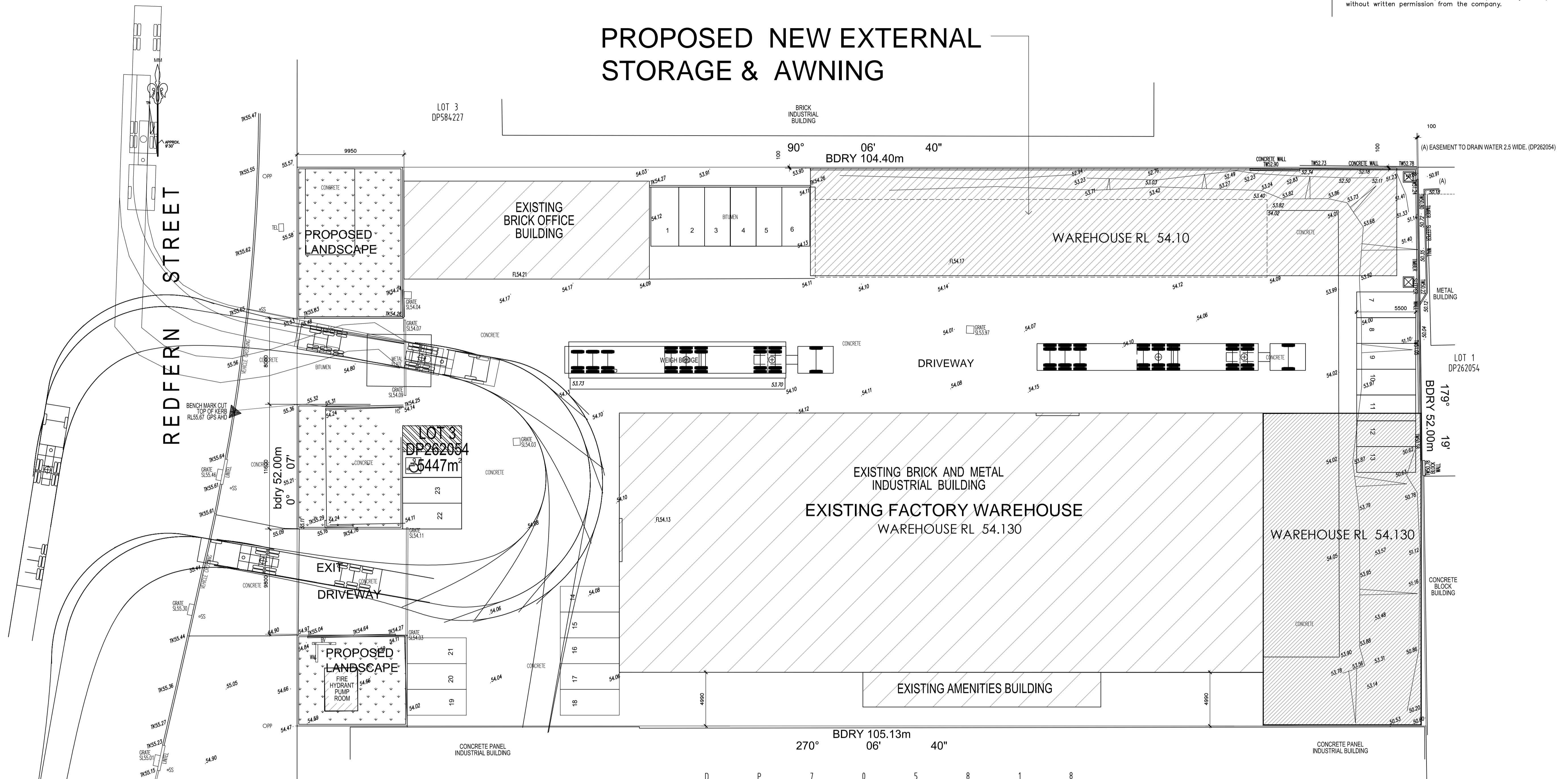
TITLE:
LANDSCAPE CONCEPT PLAN

| | | | |
|----------------|--------------|----------------|----------------|
| APPROVED: | | | |
| DATE: 14.12.15 | SCALE: 1:100 | DRG No.: LA 01 | JOB No.: 21610 |
| DESIGN: FD | | | |
| DRAWN: MF | | | |

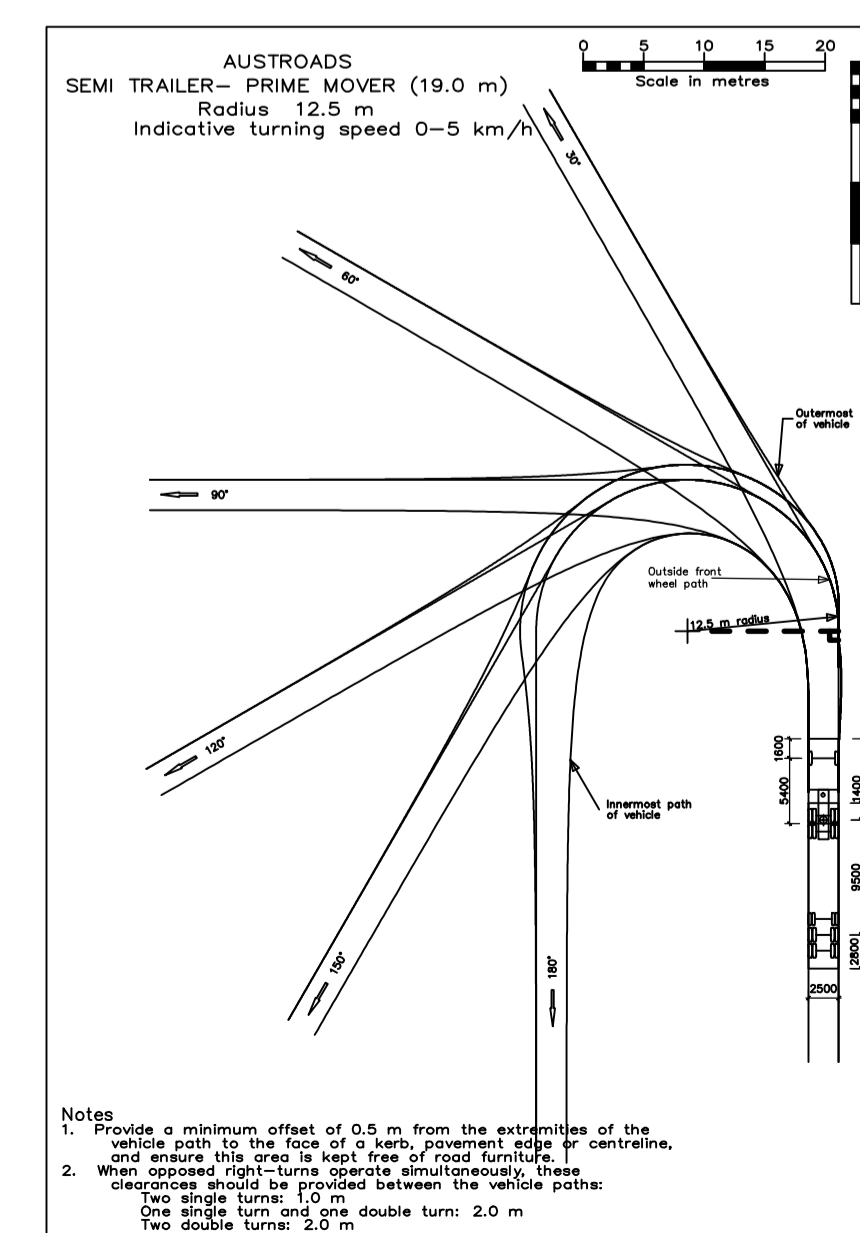
F FEDELE DESIGN PTY LTD.
 BUILDING CONSULTANTS AND DESIGNERS
 A.B.N. 24 082 499 269
 Suite 25, No. 4 Station Street, Fairfield 2165
 Tel: (02) 9728 3334 Fax: (02) 9728 3044
 EMAIL: feddes@fdg.com.au

NOTE:
 © Copyright. This design and plan is the property of Fedele Design Pty.Ltd. and must not be used, reproduced or copied wholly or in part without written permission from the company.

PROPOSED NEW EXTERNAL STORAGE & AWNING



VEHICLE MANOUEVRING PLAN 19.0m SEMI TRAILER OR PRIME MOVER



GENERAL NOTES

- ALL DIMENSIONS AND FLOOR AREAS ARE TO BE VERIFIED BY BUILDER PRIOR TO THE COMMENCEMENT OF ANY BUILDING WORK. ANY DISCREPANCIES ARE TO BE CONFIRMED BY THE DESIGNER.
- LEVELS SHOWN ARE APPROXIMATE UNLESS ACCOMPANIED BY REDUCED LEVELS BY A REGISTERED SURVEYOR.
- FIGURED DIMENSIONS ARE TO BE TAKEN IN PREFERENCE TO SCALING.
- ALL BOUNDARY CLEARANCES MUST BE VERIFIED BY THE SURVEYOR PRIOR TO THE COMMENCEMENT OF ANY BUILDING WORK.
- WHERE ENGINEERING OR HYDRAULIC DRAWINGS ARE REQUIRED, SUCH MUST TAKE PREFERENCE TO THIS DRAWING.
- STORMWATER TO BE CONNECTED AND DISCHARGED TO COUNCIL'S REQUIREMENTS AND TO AS 3500.3-1990.
- ALL SERVICES TO BE LOCATED AND VERIFIED BY THE BUILDER WITH THE RELEVANT AUTHORITIES PRIOR TO THE COMMENCEMENT OF ANY BUILDING WORKS.

| ISSUE | DATE | AMENDMENTS |
|-------|------------|---------------------------|
| D | 07-06-2017 | REVISED FOR DA SUBMISSION |
| C | 18-05-2017 | REVISED FOR DA SUBMISSION |
| B | 09-03-2017 | FOR DA SUBMISSION |
| A | 25-11-2016 | FOR DA SUBMISSION |

CLIENT:
GRIMA RECYCLING PTY LTD

PROJECT:
PROPOSED INDUSTRIAL DEVELOPMENT
LOT 3 DP 262054 No 88 REDFERN STREET
WETHERILL PARK

TITLE:
VEHICLE MANOUEVRING PLAN

APPROVED:

| | | | |
|----------------|--------------|---------------|----------------|
| DATE: 14.12.15 | SCALE: 1:200 | DRG No.: DAO9 | JOB No.: 21610 |
| DESIGN: FD | | | |
| DRAWN: MF | | | |

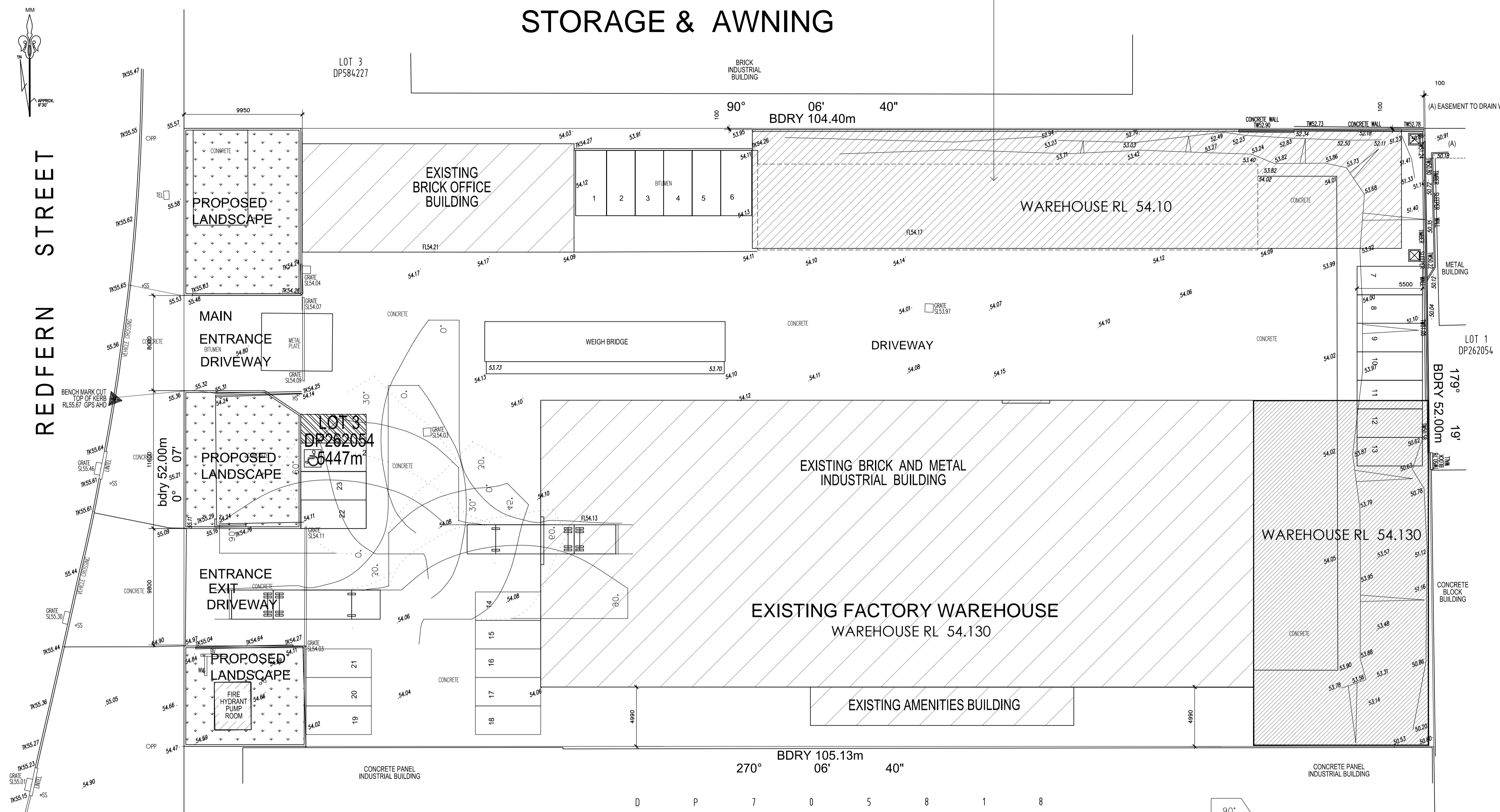
F FEDELE DESIGN PTY LTD.
 BUILDING CONSULTANTS AND DESIGNERS
 A.B.N. 24 082 499 269
 Suite 25, No. 4 Station Street, Fairfield 2165
 Tel: (02) 9728 3334 Fax: (02) 9728 3044
 EMAIL: feddes@fdg.com.au

NOTE:
 © Copyright. This design and plan is the property of Fedele Design Pty.Ltd. and must not be used, reproduced or copied wholly or in part without written permission from the company.

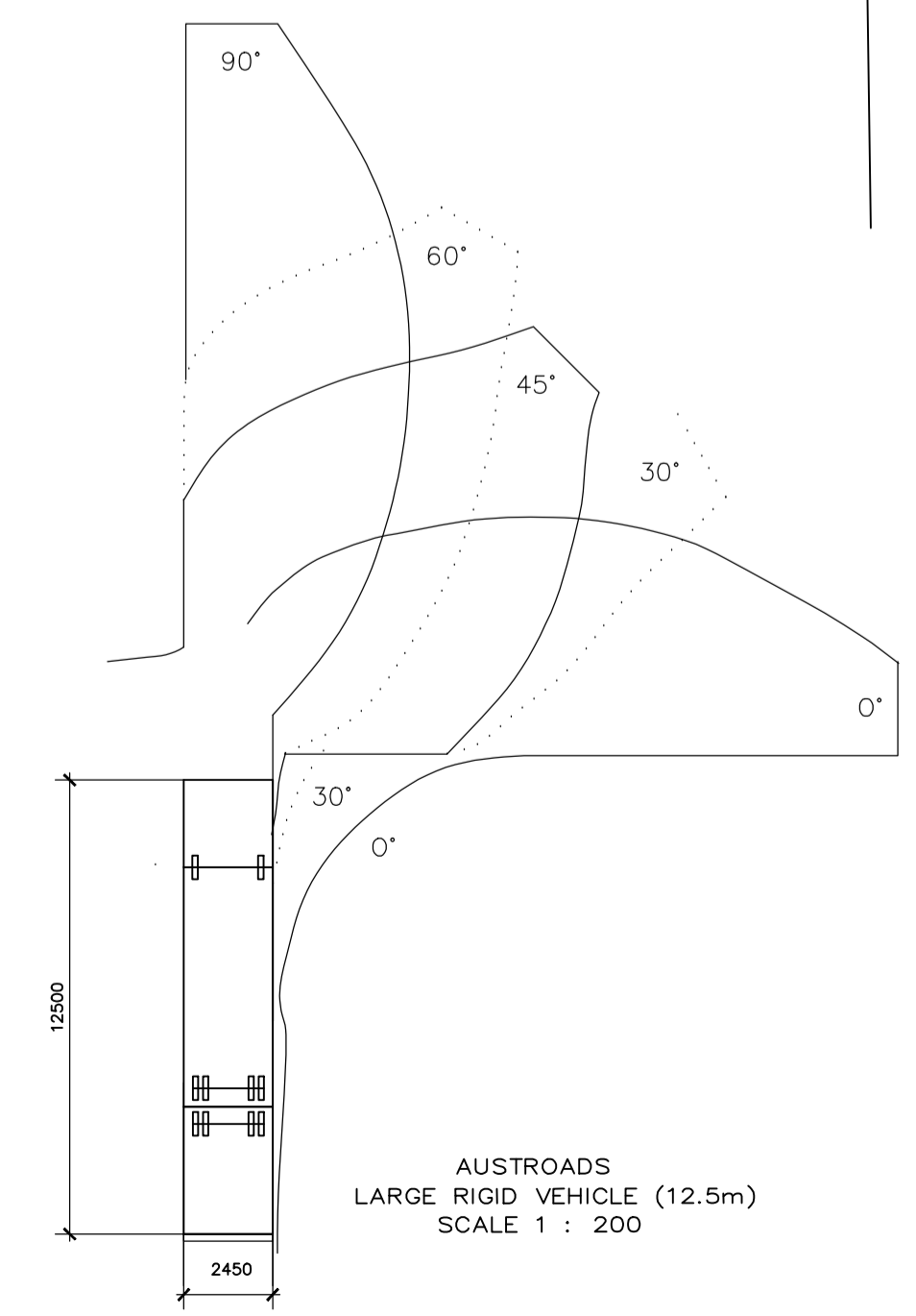
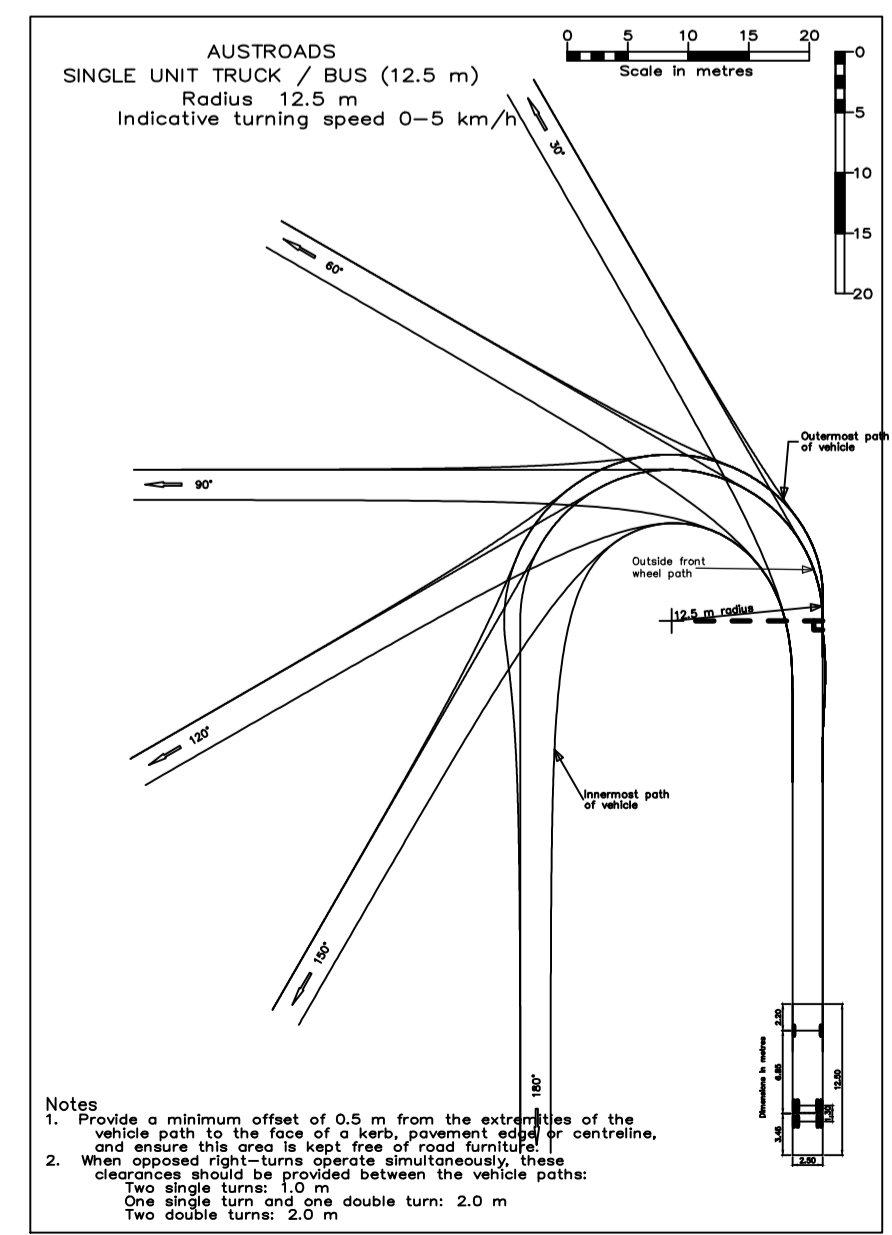
GENERAL NOTES

- ALL DIMENSIONS AND FLOOR AREAS ARE TO BE VERIFIED BY BUILDER PRIOR TO THE COMMENCEMENT OF ANY BUILDING WORK. ANY DISCREPANCIES ARE TO BE CONFIRMED BY THE DESIGNER.
- LEVELS SHOWN ARE APPROXIMATE UNLESS ACCOMPANIED BY REDUCED LEVELS BY A REGISTERED SURVEYOR.
- FIGURED DIMENSIONS ARE TO BE TAKEN IN PREFERENCE TO SCALING.
- ALL BOUNDARY CLEARANCES MUST BE VERIFIED BY THE SURVEYOR PRIOR TO THE COMMENCEMENT OF ANY BUILDING WORK.
- WHERE ENGINEERING OR HYDRAULIC DRAWINGS ARE REQUIRED, SUCH MUST TAKE PREFERENCE TO THIS DRAWING.
- STORMWATER TO BE CONNECTED AND DISCHARGED TO COUNCIL'S STORMWATER SYSTEMS AND TO AS 3500.3-1990.
- ALL SERVICES TO BE LOCATED AND VERIFIED BY THE BUILDER WITH THE RELEVANT AUTHORITIES PRIOR TO THE COMMENCEMENT OF ANY BUILDING WORKS.

PROPOSED NEW EXTERNAL STORAGE & AWNING



**VEHICLE MANOEUVRING PLAN
 12.5M LARGE RIGID VEHICLE**



| ISSUE | DATE | AMENDMENTS |
|-------|------------|---------------------------|
| D | 07-06-2017 | REVISED FOR DA SUBMISSION |
| C | 18-05-2017 | REVISED FOR DA SUBMISSION |
| B | 09-03-2017 | FOR DA SUBMISSION |
| A | 25-11-2016 | FOR DA SUBMISSION |

CLIENT:
 GRIMA RECYCLING PTY LTD

PROJECT:
 PROPOSED INDUSTRIAL DEVELOPMENT
 LOT 3 DP 262054 No 88 REDFERN STREET
 WETHERILL PARK

TITLE:
 VEHICLE MANOEUVRING PLAN

| | | | | |
|------------|----------------|--------------|---------------|----------------|
| APPROVED: | DATE: 14.12.15 | SCALE: 1:200 | DRG No.: DA09 | JOB No.: 21610 |
| DESIGN: FD | DRAWN: MF | | | |

F FEDELE DESIGN PTY LTD.
 BUILDING CONSULTANTS AND DESIGNERS
 A.B.N. 24 082 499 269
 Suite 25, No. 4 Station Street, Fairfield 2165
 Tel: (02) 9728 3334 Fax: (02) 9728 3044
 EMAIL: feddes@fdg.com.au